

DIETZGEN

EVERYTHING FOR DRAFTING
SURVEYING & PRINTMAKING

Self-teaching

**INSTRUCTION
MANUAL**

NO. 1744

EUGENE DIETZGEN CO.

CHICAGO
NEW YORK
SAN FRANCISCO
NEW ORLEANS
LOS ANGELES
PITTSBURGH
WASHINGTON
PHILADELPHIA
MILWAUKEE
KANSAS CITY
DENVER
SEATTLE
CINCINNATI

**DEALERS IN ALL
PRINCIPAL CITIES**

**Polymath Multiplex
Decimal Trig**

TYPE

SLIDE RULE

Written by
OVID W. ESHBACH, Dean
H. LOREN THOMPSON
Technological Institute
NORTHWESTERN UNIVERSITY

PUBLISHED BY

EUGENE DIETZGEN CO.

L6W
S3A1

DIETZGEN
MANIPHASE MULTIPLEX
(TRADE MARK)

DECIMAL TRIG TYPE
SLIDE RULE

Manual No. 1786-44

by
H. LOREN THOMPSON
and
OVID W. ESHBACH, Dean

The Technological Institute
NORTHWESTERN UNIVERSITY

Published by

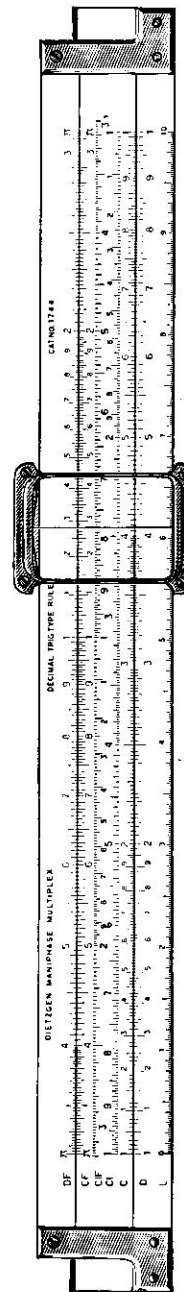
EUGENE DIETZGEN CO.

Manufacturers of Drafting and Surveying Supplies

CHICAGO • NEW YORK • NEW ORLEANS • PITTSBURGH • SAN FRANCISCO
MILWAUKEE • LOS ANGELES • PHILADELPHIA • WASHINGTON

Factory at Chicago

Copyright 1956
 by
 EUGENE DIETZGEN CO.
 Printed in U.S.A.
 M1786-44/5711-WL1



FRONT FACE

THE
DIETZGEN
 MANIPHASSE
 MULTIPLEX
 [TRADE MARK]

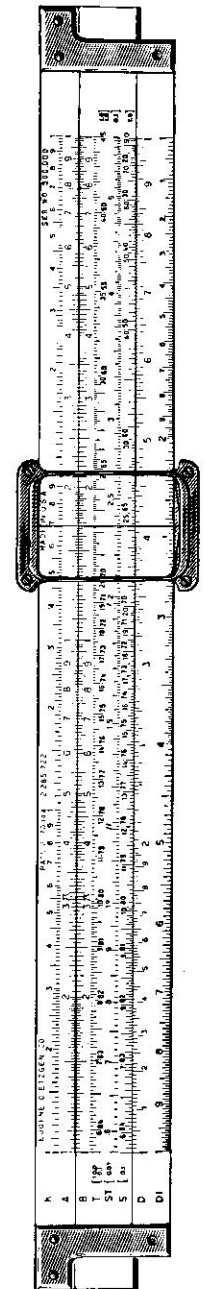
**DECIMAL TRIG
 TYPE**

SLIDE RULE

No.
1744

This manual covers instructions on the use of the DECIMAL TRIG TYPE Slide Rule No. 1744 which has the Sine "S", Sine-Tangent "ST," and Tangent "T" scales divided to represent DEGREES and DECIMALS OF A DEGREE.

For rules which have the Sine "S," Sine-Tangent "ST," and Tangent "T" scales divided to represent DEGREES and MINUTES, see our rule and instruction book on TRIG TYPE Slide Rule No. 1743.



REVERSE FACE

PREFACE

To the beginner, even the simplest slide rule may appear very complex and difficult of mastery. Such a viewpoint should be avoided because it is incorrect and because it is a real handicap in learning to use a slide rule. The mistaken notion that a good slide rule is complex is due to the fact that it is equipped with a multiplicity of scales so that it may be used to solve a wide range of problems.

Actually, a slide rule would be a good investment as a timesaver if it had nothing more than the two scales "C" and "D" for the processes of multiplication and division. And this is exactly the proper starting point for learning how to use a slide rule. Until the "C" and "D" scales are mastered, all other scales are completely ignored. Anyone, with nothing more than a background of simple arithmetic, can learn to multiply and divide by the use of the "C" and "D" scales in short order.

One step at a time this self-instruction manual makes clear the purposes of all other scales on the rule and the manner in which problems involving powers, roots, proportions, trigonometrical functions, logarithmical functions and combinations of these various mathematical considerations may be solved.

It is important to note *all* slide rules from the simplest to the most expensive are based on the same fundamentals—that any problem which can be solved on a simple rule is solved in the same manner or even more simply on a better rule. The more expensive rules merely provide *more* scales for solving problems the less expensive rules cannot handle. This is an important consideration in selecting a slide rule . . . because a rule should be purchased with its ultimate use in mind, rather than the extent of the buyer's mathematical training at the time the purchase is made. As slide rules are normally purchased for a lifetime of use, the more expensive rules are usually the best investments as they not only provide the finest in materials and precision construction, but a range of usefulness always adequate for the needs of their owners.

Eugene Dietzgen Co.

CONTENTS

CHAPTER I.

GENERAL THEORY and CONSTRUCTION

ART	PAGE
1. General Theory and Construction	3
2. General Description of Rule	3
3. Theory of the Slide Rule	4
4. Construction of the "C" and "D" Scales	4
5. How to Read the Scales	7

CHAPTER II.

MULTIPLICATION and DIVISION (“C”, “D”, “CF”, “DF”, “CI”, “DI” and “CIF” Scales)

6. Multiplication	12
7. Accuracy of Slide Rule	13
8. Decimal Point	14
9. Use of the Right Index in Multiplication	15
10. Division	17
11. Use of Reciprocals in Division	19
12. The Folded Scales—“CF” and “DF” Scales	20
13. The Reciprocal Scales—“CI”, “DI” and “CIF” Scales	22

CHAPTER III.

PROPORTIONS

14. Proportions	26
15. Use of Proportions (Including Percentage)	26

CHAPTER IV.

SQUARES and SQUARE ROOTS (“A” and “B” Scales)

16. Squares	31
17. Application of Squares	33
18. Square Roots	35
19. Square Roots of Numbers Less Than Unity	37
20. Combined Operations Including Squares and Square Roots	38

CHAPTER V.

CUBES and CUBE ROOTS (“K” Scale)

21. Cubes	41
22. Cube Roots	42
23. Combined Operations Using Cubes and Cube Roots	43

CHAPTER VI.
PLANE TRIGONOMETRY
("S", "T", and "ST" Scales)

ART	PAGE
24. Fundamentals of Trigonometry	45
25. The "S" (Sine) and "ST" (Sine-Tangent) Scales	47
26. The "T" (Tangent) Scale	50
27. The Red Numbers on the "S" and "T" Scales	51
28. Summary of Settings on "S", "T", and "ST" Scales	52
29. Combined Operations	54
30. Solution of Right Triangles	57
31. Solution of Right Triangles by Law of Sines	59
32. Law of Sines Applied to Oblique Triangles	61
33. Law of Sines Applied to Oblique Triangles (Continued)	62
34. Law of Sines Applied to Oblique Triangles in which Two Sides and the Included Angle are Given	63
35. Law of Cosines Applied to Oblique Triangles in which Three Sides are Given	65
36. Conversions Between Degrees and Radians	66
37. Sines and Tangents of Small Angles	67
38. Problems Involving Vectors	69

CHAPTER VII.
EXPONENTS and LOGARITHMS

39. Exponents (Definitions and Use)	75
40. Negative Exponents	76
41. Notation Using the Base "10"	76
42. Logarithms (Definitions and Use)	77
43. The "L" (Logarithmic) Scale	77
44. Calculations by Logarithms	78

CHAPTER VIII.
MATHEMATICAL FORMULAE and TABLES

Plane Trigonometry	81
Plane Geometrical Figures	82
Solid Geometrical Figures	83
Spherical Trigonometry	85
Conversion Tables	86

CHAPTER I

GENERAL THEORY AND CONSTRUCTION

1. The Slide Rule is a tool for rapidly making calculations. It is an indispensable aid to the engineer and the scientist as well as to the accountant, statistician, manufacturer, teacher, and student or to ANYONE who has calculations to solve.

The theory of the SLIDE RULE is quite simple and with a little practice proficiency in its operation may rapidly be developed. A knowledge of the few principles which underlie the workings of the Slide Rule will reduce the time required to learn its use as well as give you a feeling of security in the operation—a feeling that makes you know you are doing the right operation for the information you want to obtain.

The beginner should have no difficulty in mastering the use of the Slide Rule if he will study the instructions carefully and practice the various exercises given. GO SLOWLY AND SURELY, and much time will be saved and your errors will be few.

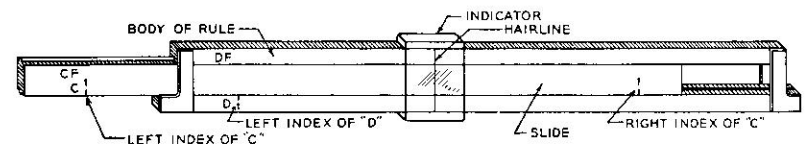


Fig. 1

2. General Description.

The slide rule consists of three main parts, see Figure 1; the BODY which is the fixed part of the rule, the SLIDE which can be moved left or right between the BODY, and the INDICATOR which slides either left or right on the face of the BODY and SLIDE. The INDICATOR has a fine hairline etched on the glass which is used for accuracy of settings and for marking results.

The mark on the scales associated with the primary number "1" is called the *index* of the scale. An examination of the "C" and "D" scales shows that they have two indices—one at the left end and one at the right end of the scale. Later when the "A" and "B" scales are used you will find three indices on each—left, middle, and right.

The Slide Rule has many scales which are for various operations. These scales will be identified as they are used. Pay attention only to those scales used in the particular instruction being given—all scales are explained. Study them one at a time as given in the following.

3. Theory of the Slide Rule.

In MULTIPLICATION by logarithms one adds the logarithms of the numbers to be multiplied. This sum is the logarithm of the answer. For instance, to multiply 2 x 4 by logarithms do the following:

$$\begin{array}{r} \text{Log } 2 + \text{Log } 4 = \text{Log } 8 \\ \text{Log } 2 = 0.301 \\ + \text{Log } 4 = 0.602 \\ \hline \text{Log } 8 = 0.903 \end{array}$$

To DIVIDE by logarithms one subtracts the logarithm of the divisor of the numbers from the logarithm of the dividend. Therefore, to divide 4 by 2 using logarithms—do the following:

$$\begin{array}{r} \text{Log } 4 - \text{Log } 2 = \text{Log } 2 \\ \text{Log } 4 = 0.602 \\ - \text{Log } 2 = 0.301 \\ \hline \text{Log } 2 = 0.301 \end{array}$$

The Slide Rule does these operations for you MECHANICALLY. Thus, you are saved the time and labor of looking up the logarithms of numbers in a table of logarithms and then subtracting or adding these logarithms.

4. Construction of the "C" and "D" Scales.

The logarithms of numbers from 1 to 10 are

Log 1 = 0.0000	Log 6 = 0.7782
Log 2 = 0.3010	Log 7 = 0.8451
Log 3 = 0.4771	Log 8 = 0.9031
Log 4 = 0.6021	Log 9 = 0.9542
Log 5 = 0.6990	Log 10 = 1.0000

These logarithms are to the base "10" and may be found in any table of logarithms.

Take these logarithms and a ruler or scale that is divided into inches and tenths of inches and actually lay the numerical values off as indicated in Figure 2a. Here a standard scale divided into tenths is shown and marks are drawn opposite the value of the logarithm. THE NUMBER OPPOSITE THE LOGARITHM BEING THE NUMBER REPRESENTED BY THE LOGARITHM.

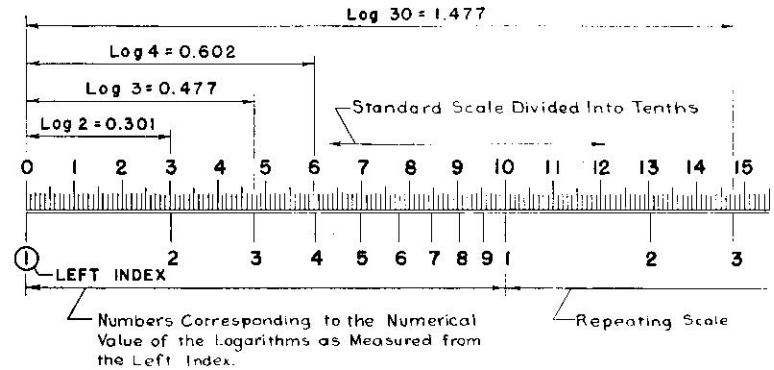


Fig. 2a

The distance from the "0" to 4.771 on the scale represents the logarithm of 3 which is 0.4771. Instead of calling this 0.4771 the number "3" is shown. Thus, only the numbers you are dealing with appear on any scale of the slide rule.

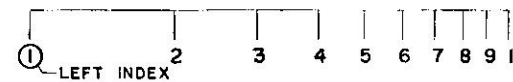


Fig. 2b

After constructing this you have a crude slide rule scale as shown in Figure 2b. Every 10 inches* the scale repeats itself—see Figure 2a.

*The so called 10-inch slide rule is actually 25 centimeters in length and not 10 inches.

Figure 3 shows the "C" scale. This is just the "plot" of the logarithms of numbers from 1 to 10.

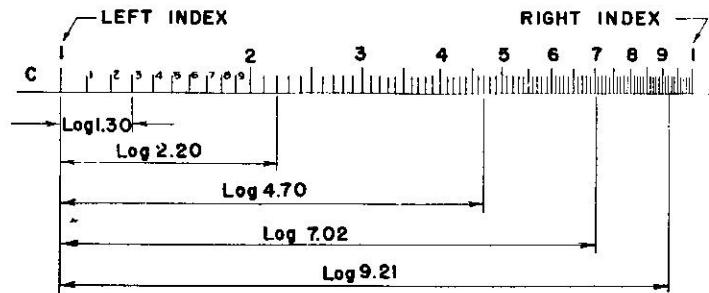


Fig. 3

For numbers above ten or below one the decimal part of the logarithm does not change—only the number to the LEFT of the decimal. The number to the left of the decimal is called the "Characteristic" while the numbers to the right are called the "Mantissa" of the logarithm.

THEREFORE, the "C" scale in Figure 3 is a "plot" of the "Mantissas" of all numbers—the "characteristic" not shown. The "characteristic" can be obtained by inspection—being defined as follows:

For numbers greater than "1", it is *positive* and is one less than the number of digits to the left of the decimal point.

For numbers less than "1", it is *negative* and is numerically one greater than the number of zeros immediately following the decimal point.

Thus, the logarithm of 2 is 0.3010, while the logarithm of 20 is 1.3010—or the logarithm of 200 is 2.3010. Since in 200 there are 3 digits to the LEFT of the decimal—the characteristic is $3 - 1 = 2$. The characteristic of the logarithm of 0.002 is -3 . Since in 0.002 there are two zeros IMMEDIATELY FOLLOWING the decimal point, the characteristic is $-(2 + 1) = -3$, but the mantissa is still $+0.3010$. Therefore, the actual logarithm is $(-3 + 0.3010)$ which equals -2.6990 . This last figure is not in the most convenient form with which to work so (for convenience) we write it as $(+7.3010 - 10)$. Since the $(+7 - 10)$ is -3 we still have the actual logarithm. Thus when the number is less than one its characteristic is written as indicated here—as $\text{Log } 0.002 = +7.3010 - 10$.

In Figure 3 the distance from the left "1" (called the LEFT INDEX) to the number 4.70 represents the mantissa of 4.70, 0.470, 470, or 4700 or any decimal multiple of 4.70—the proper characteristic being used in each case.

5. How to Read the Scale.

First, notice that the scale constructed in Article 4 is divided into numbers from 1 to 10—the right 1 (RIGHT INDEX) can be read as 10. Each space is divided into ten parts. These divisions are therefore approximately 1/10th of the space between the large division numbers. These subdivisions are further divided into decimal parts.

There are three sections of the scale where the subdivisions are different—between prime numbers 1 and 2; 2 and 4; and 4 to 10.

The number 14 would be located at the fourth long mark (4th tenth mark) after the prime number "1" (left index). The first short mark after the number 14 would be 141—the second short mark would be 142—the third short mark would be 143, etc. Therefore, each short mark between the first subdivisions represents the third digit of the number.

If the hairline of the indicator is placed as shown below, the reading would be 143.



Fig. 4

The fourth digit of a number must be located by *estimation*. Thus, the number 1567 is estimated as



Fig. 5

In locating the fourth digit of any number falling between the prime numbers 1 and 2, the interval between the small divisions can be imagined divided into ten parts and the fourth digit estimated.

From the above, it appears that we may read four figures of a result in this section of the scale. This means an attainable accuracy of, roughly, 1 part in 1000, or one tenth of one percent.

In the second section of the scale, between the prime numbers 2 and 4 (Figure 6), the first subdivision marks (tenths) are not numbered. However, the halfway marks (five tenths); namely, 2.5 and 3.5, are, for convenience, longer than the other tenths' marks. There are ten subdivisions between the prime numbers and each of the subdivisions are divided into five parts each part being 2/10ths of the first subdivision, or 2/100ths of the main division.



Fig. 6

The number 23 would be located at the third long subdivision mark after the prime number 2. The first short mark after the number 23 would be 232—the second short mark would be 234—the third short mark would be 236, etc. Therefore, each short mark between the first subdivisions represents the third digit of the numbers—and only the even ones. To obtain the location of the number when the third digit is an odd number, as 235, estimate halfway between the short divisions.

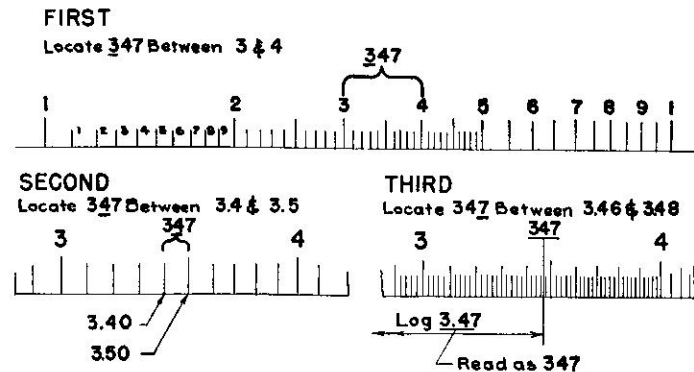


Fig. 7

To locate the number 347, determine the first digit—3 in this case. This indicates the number is between the prime numbers 3 and 4. Therefore, FIRST bring indicator hairline to prime number 3.

SECOND, locate the second digit—4—by bringing the indicator hairline to the fourth long subdivision mark following the prime number 3.

THIRD, locate the third digit—7—by moving the hairline half-way between the third and fourth short mark following this, 346 and 348, which therefore gives you the number 347 as shown in Figure 7.

In locating the fourth digit of any number falling between the prime numbers 2 and 4, the interval between the small divisions (two tenths) can be imagined divided in half, and each of these halves (one tenth each) imagined divided into ten parts, and the fourth digit estimated.

In the third section of the scale, between the prime numbers 4 and 10, the first subdivisions (tenths) are not numbered, see Figure 8. However, the halfway marks (five tenths); namely, 4.5, 5.5, 6.5, etc., are, for convenience, longer than the other tenths' marks. There are ten subdivisions between the prime numbers and each of the subdivisions are divided into two parts—each part being 5/10ths of the first subdivision, or 5/100ths of the main division.



Fig. 8

The number 67 would be located at the seventh long subdivision mark after the prime number 6. The short mark after this would be 675.

To obtain the location of a third digit of any number falling between prime numbers 4 and 10, the interval between the first subdivisions (tenths) can be imagined divided into ten parts (the fifth part being already indicated by a short line), and the third digit estimated.

When there are more digits in a number than can be accurately read, "round off" the number to either four digits (if between prime numbers 1 and 4 on the scale), or three digits (if between prime numbers 4 and 10 on the scale). The number 12346 should be "rounded off" as 12350; the number 56783 should be "rounded off" as 56800.

Exercises

MAKE ALL SETTINGS ON YOUR SLIDE RULE

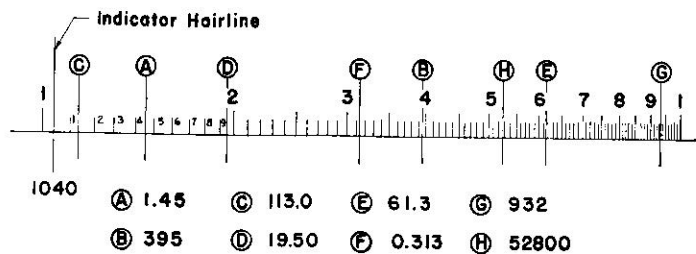
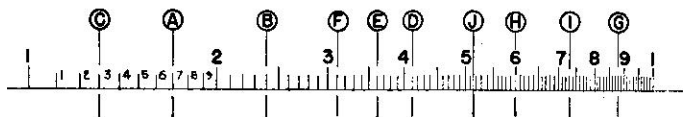


Fig. 9

In Figure 9, the hairline is first placed at 1040. Place the indicator hairline of your slide rule to this and the other placed as shown. Do you read the values given?

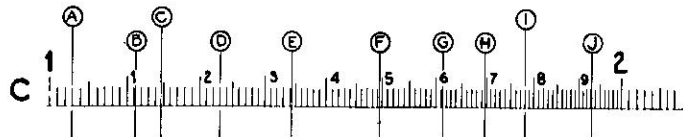
EXERCISE 1.



1. RECORD THE READINGS FOR THE HAIRLINES INDICATED.

A. _____ C. _____ E. _____ G. _____ I. _____
 B. _____ D. _____ F. _____ H. _____ J. _____

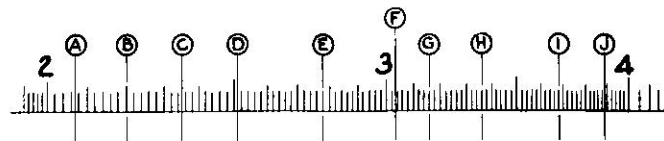
EXERCISE 2.



2. RECORD THE LETTER OPPOSITE THE CORRESPONDING NUMBER.

1230 _____ 1.612 _____ 0.01112 _____ 1.78 _____ 1696 _____
 14.94 _____ 1.030 _____ 193.2 _____ 13.42 _____ 1.147 _____

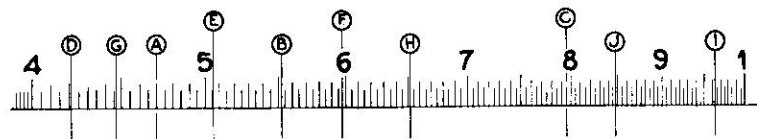
EXERCISE 3.



3. RECORD THE LETTER OPPOSITE THE CORRESPONDING NUMBER.

2.78 _____ 2350 _____ 2.51 _____ 0.368 _____ 2.07 _____
 3.035 _____ 2.20 _____ 38.9 _____ 31.6 _____ 336 _____

EXERCISE 4.



4. RECORD THE SCALE READING OPPOSITE THE HAIRLINE INDICATED.

A. _____ C. _____ E. _____ G. _____ I. _____
 B. _____ D. _____ F. _____ H. _____ J. _____

ANSWERS TO EXERCISES ABOVE

- | | | | | | | | | | |
|-----------|--------|--------|--------|---------|---|-------|---|-------|---|
| 1. A. 17 | C. 13 | E. 36 | G. 88 | I. 73 | | | | | |
| B. 24 | D. 41 | F. 31 | H. 6 | J. 515 | | | | | |
| 2. 1230 | D | 1.612 | G | 0.01112 | B | 1.78 | I | 1696 | H |
| 1494 | F | 1.030 | A | 193.2 | J | 13.42 | E | 1.147 | C |
| 3. 2.78 | E | 2350 | C | 2.51 | D | 0.368 | I | 2.07 | A |
| 3.035 | F | 2.20 | B | 38.9 | J | 31.6 | G | 336 | H |
| 4. A. 470 | C. 795 | E. 506 | G. 447 | I. 963 | | | | | |
| B. 553 | D. 421 | F. 597 | H. 652 | J. 848 | | | | | |

CHAPTER II

MULTIPLICATION AND DIVISION

6. Multiplication.

In the discussion on the theory of the Slide Rule it was stated that in order to multiply by the use of logarithms one added the logarithms of the numbers you intended to multiply.

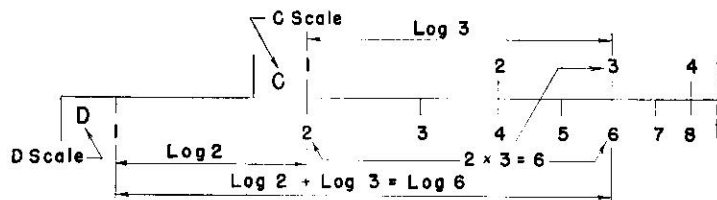


Fig. 10

In Figure 10 is indicated the multiplication of 2×3 . Set the left index of the "C" scale opposite the "2" on the "D" scale. Move the INDICATOR to "3" on the "C" scale and opposite this on the "D" scale read the answer as 6.

Note what you have actually done. In Figure 10 a distance equal to the logarithm of 2 has been added to a distance equal to the logarithm of 3. The sum of these logarithms is the logarithm of 6 which is the answer. Since the logarithms are not shown but only the numbers they represent, one can read the answer directly.

MULTIPLICATION

In Figure 11 the mechanical operation for multiplying 19.30×5 is indicated. What is actually done is the addition of the logarithm of 19.30 to the logarithm of 5 which gives you the logarithm of 96.5. This is read directly on the "D" scale.

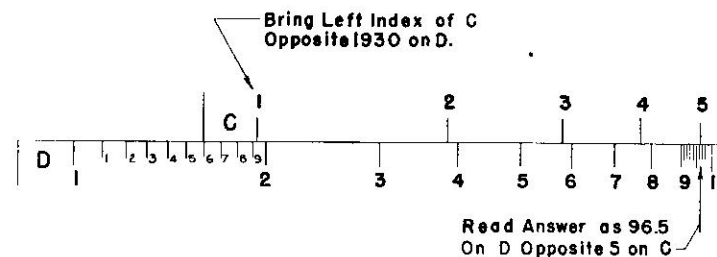


Fig. 11

The mechanical operation is performed as follows: First, set the left index of "C" opposite the number 1930 on "D"; second, move the indicator until it is at 5 on the "C" scale; and third, read the answer 965 on the "D" scale opposite the 5 on the "C" scale. This does not give you the decimal point. However, 19.30 is about 20 and 5×20 is 100. Therefore, the answer is approximately 100. It is obvious then that the answer must be 96.5.

7. Accuracy of the Slide Rule.

The "C" and "D" scales of the "10-inch" Slide Rule can be read to three significant figures throughout their length. Between the left index and the primary number "2" one can estimate quite accurately to four significant figures. It is recommended that one not attempt to estimate beyond the third significant figure if the answer is to the right of the primary number "2" and beyond four significant figures when the setting is between the left index and the primary number "2". However, it is possible to make a rough estimate of the fourth significant figure between "2" and "4" but this last place should not be considered as too accurate.

8. Decimal Point.

The decimal point is best obtained by a quick mental calculation. For instance in Figure 12, the number 0.215 is multiplied by 0.229. The Slide Rule gives the answer as 492 which would be the same as if you multiplied any of the other decimal combinations as indicated in the Figure. Obviously the answer for all the possible decimal arrangements could not be 492. Therefore, the decimal point must be located.

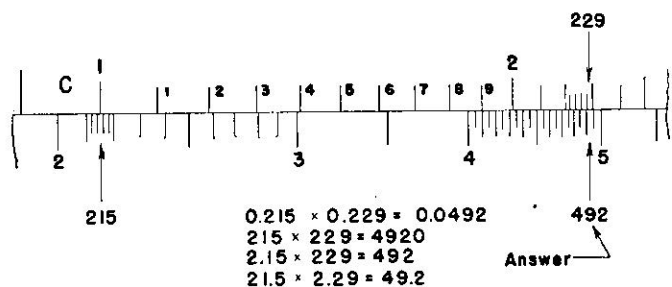


Fig. 12

Since 0.215 is approximately 0.2 and 0.229 is approximately 0.23, you can make the quick mental calculation of $0.2 \times 0.23 = 0.046$. This indicates you should read the slide rule answer as 0.0492.

Likewise, in more complicated problems you can locate the decimal by quick calculations. If you had the following to evaluate $\frac{145 \times 205 \times 68}{89 \times 12.5}$, you might write this as $\frac{150 \times 200 \times 70}{100 \times 10}$. A quick mental calculation of this would give $2,100,000 \div 1000$ or 2100. Your answer would be approximately 2100 or four figures to the left of the decimal. The actual answer in this case is 1817. Such quick mental calculations are quite simple and the decimal point can be located accurately by this means.

9. Use of the Right Index in Multiplication.

In using the "C" and "D" scales to multiply numbers, such as 8×5 where one or both of the numbers are on the right end of the scales, the right index can be used.

In Figure 13 is indicated the multiplication of 8×5 . Set the right index of the "C" over 8 on the "D" scale. Move the indicator to 5 on the "C" scale and under the hairline read the answer—40—on the "D" scale.

NOTE: If you had used the left index of "C" over 8 on the "D" scale, the answer which is read under the 5 on the "C" scale would have been off the rule.

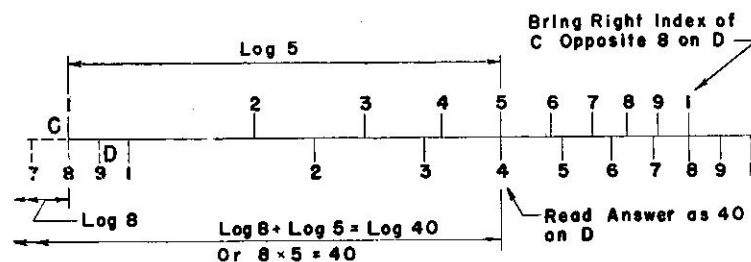


Fig. 13

Therefore, the right index and the left index of any of the scales can be used interchangeably, whichever will place the answer on the rule.

The reason for the above statement is that the "C" and "D" scales can be thought of as being continuous—or that they repeat themselves. In Figure 13 to the left of the LEFT INDEX of "D" is shown in "dotted" the numbers 7, 8, and 9. These are the same numbers and are placed identically as those on the right end of the actual "D" scale. Therefore, you can think of an imaginary scale to the left of the LEFT INDEX of the "D" scale.

In Figure 13, the right index of "C" is brought to 8 on "D". Notice that when this is done the left index of "C" is at 8 on the imaginary or "dotted" portion of "D". Now, the multiplication can be made as with any other numbers using the LEFT INDEX of "C". The answer is on "D" opposite 5 on "C".

Exercises

Fill in the following table, first, with the slide rule reading, and second, with the decimal point located correctly.

Exercise No.	Multiplication	Answer as Read on Slide Rule	Corrected Answer
1	2.45×31	760	76.0
2	345×3.46	_____	_____
3	972×0.45	_____	_____
4	1.035×0.081	_____	_____
5	23.1×1.03	_____	_____
6	758×123.46	_____	_____
7	4051×7.854	_____	_____
8	45.78×32.98	_____	_____
9	2.3×0.119	_____	_____
10	3.7×6.75	_____	_____

Multiply the following:

- | | |
|--------------------------|----------------------------|
| 11. 3.5×798 | 16. 45.03×77.7 |
| 12. 3.891×9243 | 17. 2.1×72.3 |
| 13. 1.067×2.346 | 18. 0.00891×0.246 |
| 14. 78.9×2.453 | 19. 0.0452×10089 |
| 15. 6.57×8.77 | 20. 1.9099×103.4 |

ANSWERS TO EXERCISES ABOVE

Exercise No.	Answer	Exercise No.	Answer
2	1194	11	2790
3	437	12	36000
4	0.0838	13	2.50
5	23.8	14	193.5
6	93600.	15	57.6
7	31800.	16	3500.
8	1510	17	151.8
9	0.274	18	0.00219
10	25.0	19	456
		20	197.5

10. Division.

In dividing by logarithms one subtracts the logarithm of the divisor from the logarithm of the dividend in order to obtain the logarithm of the quotient or answer. This can be done by simple mechanical manipulation on the slide rule.

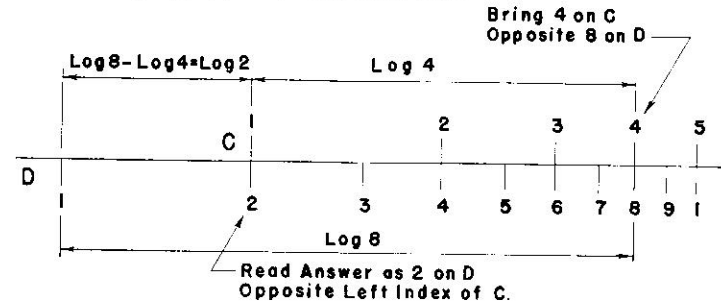


Fig. 14

In Figure 14 is indicated the division of 8 by 4. This is performed mechanically on the slide rule by the subtraction of the logarithm of 4 from the logarithm of 8.

Set the indicator at 8 on the "D" scale. Bring 4 on the "C" scale over 8 on the "D" scale and read the answer opposite the left index of the "C" scale as 2 on the "D" scale.

Note what you have actually done. In Figure 14 a distance equal to the logarithm of 8 (dividend) is located on the "D" scale, from which is subtracted a distance equal to the logarithm of 4 (divisor) on the "C" scale, leaving a distance equal to the logarithm of 2 (the quotient, or answer) on the "D" scale.

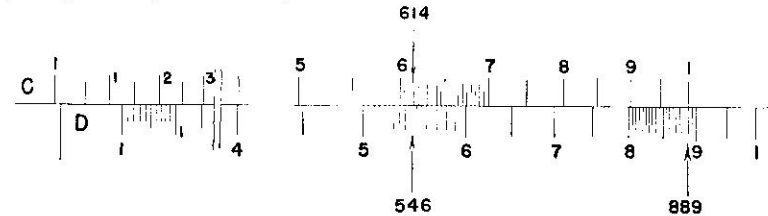


Fig. 15

The division of 546 by 614 is indicated in Figure 15. First, bring the indicator to the dividend, 546, on "D" and, second, bring to the hairline of the indicator 614 on the "C". You can then read your answer as 889 on "D" opposite the right index on "C". The left index would also be opposite the answer but no scale of "D" exists at this point.

You will find that if both the "C" and "D" scales repeated themselves an infinite number of times, the numbers opposite the indices of one would be the same. That is, if in Figure 15 the "C" and "D" scales were continuous and repeated themselves, the number opposite the indices on the "C" scale for this setting would always be 889 on "D" and that opposite the indices on the "D" scale would always be 1125 on "C".

In determining the location of the decimal when dividing 546 by 614, you can again make a quick mental calculation as 500 divided by 600 gives an answer a little less than 1. Therefore, the answer should read as 0.889. Likewise, if the number 546 is to be divided by 6.14, you can make the quick mental calculation as 540 divided by 6 gives 90. Your answer would then be 88.9 in this second case.

Fill in the following table, first, with the slide rule reading, and second, with the decimal point located correctly.

Exercise			
Exercise No.	Division to be made	Answer as Read on Slide Rule	Corrected Decimal Point
1.	9.866 ÷ 2	493	4.93
2.	10.34 ÷ 31.4	_____	_____
3.	44.56 ÷ 1.239	_____	_____
4.	33.78 ÷ 98.7	_____	_____
5.	1245 ÷ 1.23	_____	_____
6.	3.46 ÷ 6.25	_____	_____
7.	3.3378 ÷ 22.89	_____	_____
8.	0.00033 ÷ 36.7	_____	_____
9.	0.0376 ÷ 0.0057	_____	_____
10.	1.34573 ÷ 6.784	_____	_____

Divide the following:

- | | | |
|------------------|-------------------|-------------------|
| 11. 87.5 ÷ 35.9 | 14. 0.0566 ÷ 5.47 | 17. 0.0348 ÷ 7.43 |
| 12. 3.45 ÷ 0.032 | 15. 3.42 ÷ 3.27 | 18. 3.142 ÷ 78.0 |
| 13. 1025 ÷ 9.71 | 16. 286 ÷ 3.45 | 19. 8.96 ÷ 44.5 |
| | | 20. 1.773 ÷ 0.667 |

Answers to the above exercises:

- | | | |
|-----------|---------------|-------------|
| 2. 0.329 | 8. 0.00000899 | 14. 0.01035 |
| 3. 36.0 | 9. 6.60 | 15. 1.046 |
| 4. 0.342 | 10. 0.1984 | 16. 82.9 |
| 5. 1012 | 11. 2.44 | 17. 0.00468 |
| 6. 0.554 | 12. 107.8 | 18. 0.0403 |
| 7. 0.1458 | 13. 105.6 | 19. 0.201 |
| | | 20. 2.66 |

11. Use of Reciprocals in Division.

The method of dividing 9 by 2 as explained above would be to bring the 2 on "C" opposite the 9 on "D". This could be done, but it requires that you bring the slide over to the right until it is almost out of the body of the rule. This division can be done in an easier manner by using the reciprocal of one of the numbers.

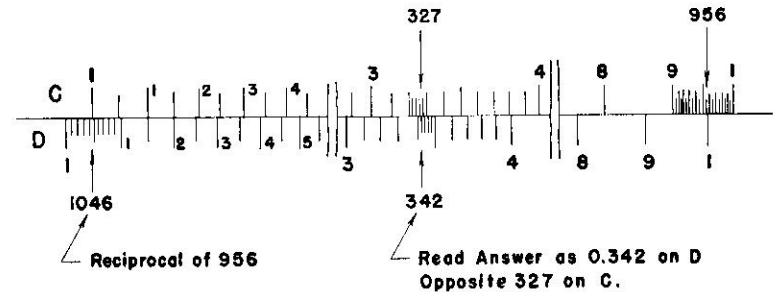


Fig. 16

In figure 16, the number 327 is divided by 956. This division is the same as if you multiplied 327 by $\frac{1}{956}$. Therefore, divide 1 by 956 first and then multiply the answer you obtain by 327.

In the figure, the 956 on "C" is brought opposite the right index on "D". The reciprocal or $\frac{1}{956}$ is read on "D" opposite the left index on "C". Move the indicator until it is at 327 on "C". Opposite this, read the answer as 342 on "D". Determine the decimal by mentally dividing 300 by 1000 giving 0.3. Therefore, the correct answer is 0.342. This manipulation saves the large movement of the slide. Now try the regular method of dividing 327 by 956. You will obtain the same answer. Next, try again the method just explained and notice the saving in time and labor.

AGAIN, THE SLIDE RULE IS A TOOL. Only when you are fully familiar with what it can do for you, can you reduce the amount of effort required in your calculations.

When dividing 277 by 11.24 as in Figure 17, you can use the same scheme as above. First divide 1 by 11.24. This is done by bringing the 1124 opposite the left index on "D". The reciprocal could be read at the right index of "C" on "D" but instead move the indicator to 277 on "C". Opposite this, read 246 on the "D" scale, which is $277 \div 11.24$.

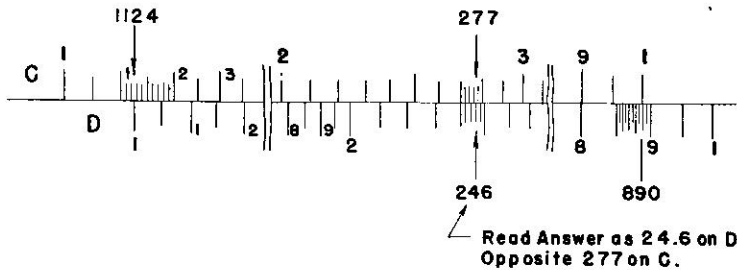


Fig. 17

12. The Folded Scales—"CF" and "DF".

The folded scales "CF" and "DF", in reality, are "C" and "D" scales cut in half at $\pi (=3.1416)$ and the two halves switched, bringing the left and right indices to the middle as one index and π to each end in alignment with the left and right indices of the "C" and "D" scales. The "CF" and "DF" scales and their location with respect to the "C" and "D" scales are shown in Figure 18.

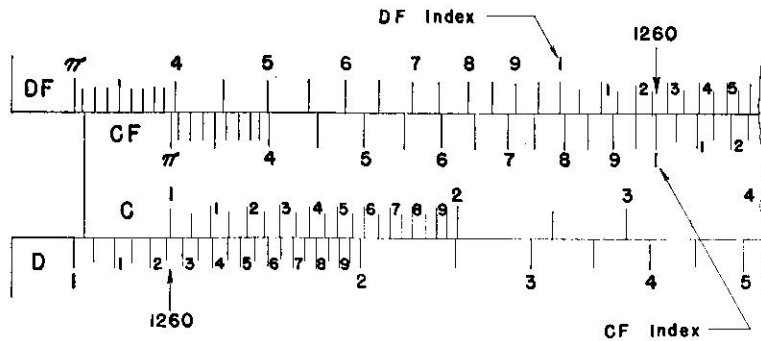


Fig. 18

This arrangement of scales has two distinct advantages:—Any number on the "C" and "D" scales is easily multiplied by π directly

above on the "CF" and "DF" scales. Thus, to multiply any number by π , bring the indicator hairline to the number on "D" and read the answer under the hairline on the "DF" scale. Likewise, one can divide a number by π by bringing the hairline to the number on the "DF" scale and reading the answer under the hairline on the "D" scale. For instance, to multiply $\pi (=3.1416)$ by 2, bring the indicator hairline to 2 on "D", and above on "DF" read the answer 6.28. To divide 9.42 by π , bring the hairline of the indicator to 9.42 on "DF" and below read the answer 3 on "D".

The other advantage of the folded scales enables factors to be read without resetting the slide, which factors might be beyond the end of the rule when using only the "C" and "D" scales. *In effect, the use of the "CF" and "DF" folded scales is like extending a half scale length to each end of the "C" and "D" scales.*

Looking again to the "DF" and "CF" scales in Figure 18, you will notice that no matter what number the left index of "C" is placed opposite on "D", the middle index (the only index) of "CF" is opposite the same number on "DF". Likewise, wherever the "D" indices are with respect to the "C" scale, the "DF" index is opposite the same number on the "CF" scale. In Figure 18, the left index of "C" is opposite 1260 on "D". Also, the index of "CF" is opposite 1260 on "DF". Set your slide rule as in Figure 18. Notice the numbers opposite the right index of "D" and the index of "DF". These should be the same.

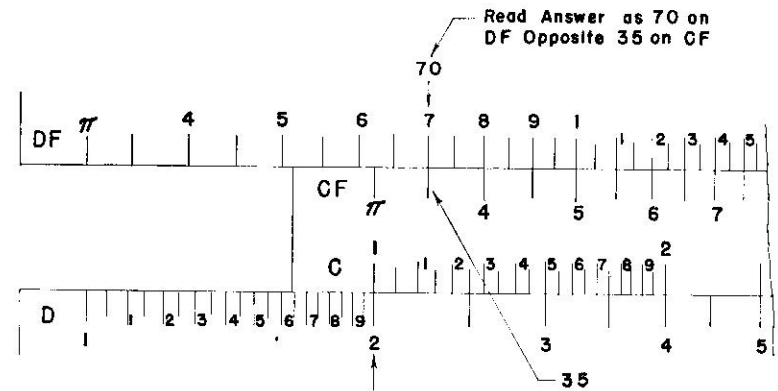


Fig. 19

In order to multiply by using the "CF" and "DF" scales, see the illustrated problem in Figure 19. Here 2 is multiplied by 35. First set the left index of "C" opposite 2 on "D". The answer can be read on "D" opposite 35 on "C" as in the regular manner. Also, you can read the answer on "DF" opposite the 35 on "CF". Again, the answer is 70.

Using this same figure multiply 2×9 . The left index of "C" is placed opposite 2 on "D". Since 9 on "C" is off the scale on "D" you must read the answer as 18 on "DF" opposite 9 on "CF". This permits you to obtain the answer when it would otherwise be off the regular "D" scale.



Fig. 20

To multiply 7×12 place the right index of "C" opposite 7 on "D", see Figure 20. Opposite the 12 on "CF" read 84 on "DF", which is the answer.

13. The Reciprocal Scales—"CI", "DI" and "CIF".

The reciprocal of a number is 1 divided by the number. Thus, the reciprocal of 8 is $\frac{1}{8}$ or 0.125.

The "CI", "DI" and "CIF" scales are reciprocal scales. They are constructed in a similar manner as the "C", "D" and "CF" scales—except, they are subdivided in the opposite direction. The "CI" and "DI" (or inverted "C" and "D" scales start with "1" at the right end and are subdivided from 1 to 10 from right to left. The numbers on the inverted "CI", "DI" and "CIF" scales are in red to help identify them and to make it easier for one to be sure the correct scale is being used.

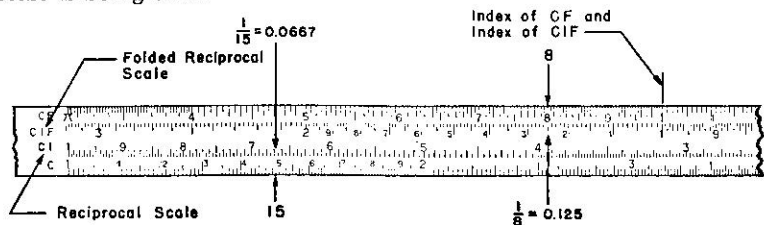


Fig. 21

Since the scales are inverted the indicator hairline can be brought to any number on the "C" scale and the reciprocal of that number can be read on the "CI" scale. Likewise, the reciprocal of any number shown on the "D" and "CF" scales can be found directly opposite the number on the "DI" or "CIF" scale.

For instance, determine the reciprocal of 15. Bring the indicator hairline to 15 on the "C" scale and read directly above on the "CI" scale 0.0667, see Figure 21. Also, for the reciprocal of 8, bring the hairline to 8 on the "CF" scale and directly below this read 0.125 on the "CIF" scale.

These scales are used in connection with the "C", "D", "CF", and "DF" scales in multiplication and division. To multiply $12 \times 2 \times 15$, one must add the logarithms of the three numbers together. This sum will be the logarithm of the answer. To do this on your slide rule, the indicator is first brought to 12 on the "D" scale. Second, the slide is moved until the "2" on the "CIF" is at the indicator. Third, the indicator is moved to the 15 on the "CF" scale. Fourth, read the answer as 360 on "D" directly under the hairline.

What has actually been done? A distance equal to the logarithm of 12 has been added to a distance equal to the logarithm of 2, which would bring you to the index on "CIF". Since the index on the "CF" scale is at the same point, you can then add a distance equal to the logarithm of 15 by sliding the indicator to the right until it is at 15 on the "CF" scale. The answer is then read on the "D" scale under the hairline of the indicator.

Using the same setting of your rule multiply 12×2 and divide the result by 6. Set the indicator at 12 on the "D" scale as before. To this, bring the "2" on the "CIF" scale. Slide the indicator to 6 on the "CIF" scale and read the answer 4 on the "D" scale under the hairline.

Note what you have actually done is to multiply 12×2 by adding a distance equal to the logarithm of 12 to a distance equal to the logarithm of 2 giving you a distance equal to the logarithm of 24 (the product of 12×2) on the "D" scale. From the distance equal to the logarithm of 24 is subtracted a distance equal to the logarithm of 6. This last step ordinarily would be done by moving the indicator to the left from the index of "CIF". However, since our answer would be off the rule on the left and since we are dealing with folded scales, where the right section of the "CIF" scale is a continuation of the left section of the "CIF" scale, we can effect this subtraction mechanically by moving the indicator to the right

to 6 on the "CIF" scale. Under the hairline at this point read the answer as 4 on the "D" scale.

The "DI" scale is particularly useful in the following types of numerical problems:

TYPE I. $\frac{X}{A}, \frac{Y}{A}, \frac{Z}{A}$ Where "A" is constant, and "X", "Y", and "Z" are

variables. Suppose it is desired to find the individual quotients of a series of fractions; all having the *same denominator* but *different numerators*. Without the "DI" scale, it would be necessary to move the slide and indicator to solve for each fraction. However, with the "DI" scale, the slide need only be set one time and successive quotients can be obtained by merely moving the indicator.

EXAMPLE: Evaluate the following series of fractions: $\frac{14}{5}, \frac{15}{5}, \frac{16}{5}$.

Set the Right Index of "C" over the common denominator, 5, on "DI".

Set the Indicator Hairline over 14 on "C".

Under the Hairline read the quotient of $\frac{14}{5}$, namely 2.8 on "D".

Next, move the Hairline to 15 on "C".

Under the Hairline read the quotient of $\frac{15}{5}$, namely 3 on "D".

Next move the Hairline to 16 on "C".

Under the Hairline read the quotient of $\frac{16}{5}$, namely 3.2 on "D".

TYPE II. $\frac{1}{X \times Y}$

Without the "DI" scale, the solution to a problem of this type would require 2 settings of the slide, and 2 settings of the Indicator. If the problem were one of conventional multiplication, that is, simply $X \times Y$, the answer would be read on the "D" scale. However, since the reciprocal of the product is required, the answer may be read directly on the "DI" scale—which is the reciprocal of the "D" scale. By means of the "DI" scale, problems of this type can be solved directly with only one setting of the slide and one setting of the Indicator.

EXAMPLE: Evaluate $\frac{1}{2 \times 3}$.

Set Left Index of "C" over 2 on "D".

Move Indicator Hairline to 3 on "C";

Under the Hairline, read .1666 on "DI".

EXERCISES

- | | |
|---|--|
| 1. $3.45 \times 54.7 \times 106.8$ | 6. $23.4 \times 1.467 \times 5.34 \div (1.67 \times 6.78)$ |
| 2. $90.8 \times 35 \div 55.8$ | 7. $0.034 \div (1.007 \times 3.46)$ |
| 3. $77.5 \times 45.7 \div (3.3 \times 3.6)$ | 8. $0.965 \times 0.1045 \div 0.00884$ |
| 4. $12.78 \times 23.4 \div 301.5$ | 9. $3.36 \div (2.33 \times 4.05)$ |
| 5. $145 \times 36.5 \times 347.0 \div (23.1 \times 44.7)$ | 10. $56.78 \div (0.008 \times 12.01)$ |

Repeat the above calculations using not more than TWO settings of the slide. Use the "C", "D", "CF", "DF", "CI", "DI", and "CIF" scales in combination to help you solve the problems.

11. Find (a) 7.67 per cent of 19.45 (c) 19.4 per cent of 524.8
 (b) 56.4 per cent of 356.9 (d) 35.2 per cent of 1235.85

12. Evaluate (a) $\frac{14}{8.6}, \frac{68.5}{8.6}, \frac{142}{8.6}$
 (b) $\frac{14.3}{6.28}, \frac{65.9}{6.28}, \frac{84.6}{6.28}$
 (c) $\frac{1}{1.6 \times 4}$
 (d) $\frac{1}{3.14 \times 6}$

Use "CF" and "DF" Scales

13. What per cent of
 (a) 57 is 18.3?
 (b) 33.6 is 30.4?
 (c) 78.4 is 89.6?
 (d) 445 is 65.8?
14. Using the "D" and "DF" scales, do the following:
 (a) $345.6 \times \pi$
 (b) $2.48 \times \pi$
 (c) $99.24 \div \pi$
 (d) $44.5 \div \pi$

ANSWERS to the Exercises above.

Exercise		Exercise		Exercise	
No.	Answer	No.	Answer	No.	Answer
1	20200	10	591	13 (a)	32.1%
2	56.9	11 (a)	1.492	(b)	90.5%
3	298	(b)	201	(c)	114.3%
4	0.992	(c)	101.8	(d)	14.79%
5	1779	(d)	435	14 (a)	1086
6	16.19	12 (a)	1.629, 7.96, 16.5	(b)	7.79
7	0.00976	(b)	2.28, 10.5, 13.5	(c)	31.6
8	11.41	(c)	.1562	(d)	14.16
9	0.356	(d)	.531		

CHAPTER 111

PROPORTIONS

14. Proportion.

The ratio of two numbers X and Y is the quotient of X divided by Y written as $\frac{X}{Y}$. The ratio of 4 to 12 is $\frac{4}{12}$ or $\frac{1}{3}$. A *proportion* is an equation stating that two ratios are equal. Thus,

$$\frac{4}{12} = \frac{1}{3}; \quad \frac{X}{7} = \frac{3.7}{45.0}; \quad \text{or} \quad \frac{X}{Y} = \frac{C}{D}$$

are all proportions. These are often read as "4 is to 12 as 1 is to 3", or "X is to 7 as 3.7 is to 45.0", or again "X is to Y as C is to D".

Many problems are solved by means of proportions. Generally only one of the four quantities is unknown as in the case with the second proportion above "X is to 7 as 3.7 is to 45.0".

ILLUSTRATION:

If a 60 miles per hour speed is equivalent to 88 feet per second, how many feet per second is a car traveling that is moving at a speed of 75 miles per hour?

Set the proportion up as follows with "X" as the unknown:
88 feet per second is to 60 miles per hour as "X" is to 75

$$\text{or } \frac{88}{60} = \frac{X}{75}$$

The proportion can often be made as in the above illustration and the equation solved for "X".

15. Use of Proportion.

Proportions can easily be solved on the slide rule because of the following property of the "C" and "D" scales (also "A" and "B", as well as the "CF" and "DF" scales):

With the slide in any position, the ratio of any number on "C" to its opposite number on "D" is the same as the ratio of any other number on "C" to its opposite on "D".

This means that any two numbers on "C" together with their opposites on "D" form a proportion. Thus if 8 on "C" is set opposite

6 on "D", we also have 4 on "C" opposite 3 on "D", and 2 on "C" opposite 1.5 on "D". This is illustrated in Figure 22. The proportions can be read as "8 is to 6 as 4 is to 3 as 2 is to 1.5".

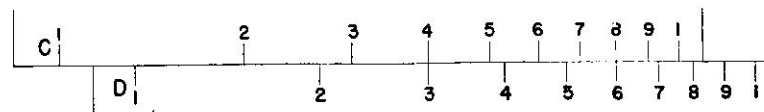


Fig. 22

The above is true of the "A" and "B" scales and the "CF" and "DF" scales as well. These additional scales will be found to be handy in the solution of proportions.

To illustrate the use of the rule for the solution of proportion problems, let us return to the illustration of article 14. Here we wanted to know the number of feet per second to which 75 miles per hour is equivalent. Write the proportion as

$$\frac{X}{75} = \frac{88}{60}$$

and make the following setting of your rule:

To 88 on "D" set 60 on "C"
Opposite 75 on "CF", read 110 on "DF".

In the above illustration, you have divided 88 by 60 and then multiplied this result by 75. You may always resort to straight multiplication and division for the solution of proportion problems if you wish.

It will be noted that in this illustration, the "CF" and "DF" scales were used. This is due to the fact that 75 on "C" is "off" the scale on "D"—thus we must use the folded scales.

ILLUSTRATION:

A man receives \$65.00 for a 40 hour week. How much should he receive for 33.5 hours of work at this rate?

Set the proportion up as "X" is to 33.5 hours as \$65.00 is to 40 hours. Write this as

$$\frac{X}{33.5} = \frac{65}{40}$$

To 65 on "D", set 40 on "C"
Opposite 33.5 on "C" read the amount \$54.40 on "D"

Sometimes it may become necessary to solve a series of unknowns that can be set up as proportions. For example, let us determine the numerical values of the lettered quantities in the following proportion:

$$\frac{34.2}{4.65} = \frac{X}{34.5} = \frac{547.0}{Y} = \frac{2.312}{Z}$$

This proportion can be solved for the unknowns by one setting of the rule as follows:

To 34.2 on "D", set 4.65 on "C"

In this, note that the numerator of the ratio is on the "D" scale while the denominator is read on "C". Likewise, the numerators and denominators of the other ratios in the proportion will be read respectively on the "D" and "C" scales.

Thus, to obtain the unknowns with this setting of the rule

Read X = 254 on "D" opposite 34.5 on "C"

Read Y = 74.4 on "C" opposite 547 on "D"

Read Z = 0.3145 on "C" opposite 2.312 on "D"

The decimal point in each case was determined by approximating the known ratio. Thus, approximately 35 is to 5 as 7 is to 1. Therefore, in each case the ratio is a little less than 7 to 1.

ILLUSTRATION: If there are 16 ounces in 1 pound, how many ounces in 3.45 pounds?

First, set this up into a proportion that reads as follows:

"16" is to 1 as "X" is to 3.45.

To 16 on "D", set 1 on "C"

Opposite 3.45 on "C" read 55.2 on "D"

This illustrates the possibility of using the number "1" in a proportion. Often this is of considerable value in making proportion calculations.

Percentage problems can be solved quickly by the use of the proportion principle.

ILLUSTRATION: Find 37% of 1352.

37% of 1352 is the same as $\frac{37}{100}$ of 1352, or

$$0.37 \times 1352$$

To 1352 on "D", set left index of "C"

Opposite 0.37 on "C" read 500 on "D"

Write the above in a proportion form.

$$\frac{37}{100} = \frac{X}{1352}$$

The setting is the same but in this form we can easily see that if one wanted any other definite percentage of the whole (1352), it could easily be obtained with this one setting.

ILLUSTRATION: A company's total sales in the four states of Illinois, Indiana, Michigan, and Ohio were \$186,500. What percentage of the total sales were the sales in the respective states if these were: Illinois, \$51,200; Indiana, \$35,700; Michigan, \$63,100; and Ohio \$36,500.

Write the following proportion:

$$\frac{100}{186,500} = \frac{X}{51,200} = \frac{Y}{35,700} = \frac{W}{63,100} = \frac{Z}{36,500}$$

To 186500 on "D", set left index of "C"

Opposite the sales figures for the four states on "D", read the percentages on "C",

You should read X = 27.46%, Y = 19.14%,

W = 33.83% and Z = 19.57% respectively.

To check these percentages—their sum must be 100% which is the case in this illustration.

Exercises

In each of the following exercises, determine the value of the unknown quantities. If the exercise is not set up in proportion form, set it up first in this form before solving the exercise.

1. $\frac{Y}{6.73} = \frac{81}{109}$

2. $Y = \frac{14 \times 0.787}{3.45}$

$$3. \frac{X}{2.81} = \frac{3.92}{5.41} = \frac{4.32}{Z} = \frac{Y}{8.92}$$

$$4. \frac{17}{38} = \frac{X}{9} = \frac{10}{Z}$$

$$5. 407 = \frac{71.2 X}{48.3}$$

$$6. \frac{1}{4.28} = \frac{Z}{9.39}$$

$$7. \frac{33 Z}{4.58} = 9.78$$

$$8. Y = \frac{8.71 \times 4.32}{3.21}$$

$$9. \frac{7.92}{84.32} = \frac{0.695 X}{392.5}$$

$$10. 4.81 Y = \frac{0.281 \times 7.45}{3.81} = \frac{Z}{9.1}$$

11. A head of a family receives \$360 per month for his services and he uses this in the following manner: Clothes 15%, rent 25%, savings 12%, church 5%, recreation 5%, food 23%, car 5%, and miscellaneous 10%. Determine the amount this head of the family spent on each item.

12. A distributing organization had the choice of four railroads to ship their merchandise on and they shipped in one year a total of 2,345,000 tons of merchandise. Railroad A received 540,000 tons, railroad B received 302,000 tons, railroad C received 756,000 tons, and railroad D received 747,000 tons. What percentage did each railroad receive?

Answers to the above exercises.

$$1. Y = 5.01$$

$$2. Y = 3.19$$

$$3. X = 2.04, Z = 5.96, Y = 6.46$$

$$4. X = 4.02, Z = 22.35$$

$$5. X = 277$$

$$6. Z = 2.19$$

$$7. Z = 1.356$$

$$8. Y = 11.73$$

$$9. X = 53.1$$

$$10. Y = 0.1142, Z = 5.00$$

11. 54, 90, 43.25, 18, 18, 82.75, 18, and 36 dollars.

12. 23.05, 12.87, 32.24, and 31.84 per cent.

CHAPTER IV

SQUARES AND SQUARE ROOTS

Using "A" and "B" Scales

16. Squares.

In solving problems, there are many occasions when a number must be multiplied by itself. Thus, the area of a square 4 ft. on each side is 4×4 (or 4^2) which equals 16 sq. ft. This operation is called squaring.

Instead of writing 4×4 , or 35×35 , or any other number multiplied by itself, the operation is indicated by writing 4^2 , or $(35)^2$. This is read 4 squared, or 35 squared—sometimes read as 4 or 35 to the second power.

You will find that it is always possible to square a number by using the "C" and "D" scales. A shorter method is to use the "A" and "D" scales, or the "B" and "C" scales.

THE "A" AND "B" SCALES, which are exactly alike, are what are called two-unit logarithmic scales; that is, two complete logarithmic scales which, when placed end to end, equal the length of the single logarithmic scale "D" or "C", in connection with which they are usually used. You will note by the fact that these two-unit logarithmic scales "A" and "B" are directly above the single-unit logarithmic scale "D" that when the hairline of the indicator is set to a number on the "D" scale, the square of the number is found directly above under the hairline on the "A" scale. Likewise, if the hairline is set to a number on the "C" scale, the square of that number is found under the hairline on the "B" scale.

Note that dual faced rules, having graduations on both sides, have an encircling indicator permitting any one of the scales on one side to be read in connection with any of the scales on the opposite side. Thus, if the hairline of the indicator is set to 2 on "C", the square of 2, namely, 4, will be found under the hairline on the opposite side of the rule on scale "B".

Note also that since the "A" and "B" scales are each two complete logarithmic scales, they can be used for multiplication and division the same as the "C" and "D" scales; as, for example, to multiply 2×3 , set either the left or the middle index of "B" under either the 2 on the first unit of "A" or under 2 on the second unit of "A" and above 3 on "B", read the answer 6 on "A" in either the first or the second unit.

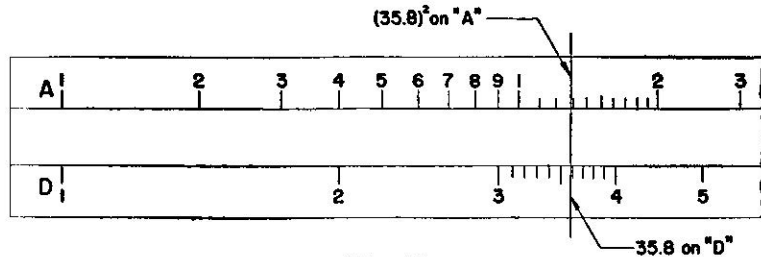


Fig. 23

ILLUSTRATION: What is the square of 35.8 or what is $(35.8)^2$? See Figure 23.

*Set indicator at 35.8 on the "D" scale
 Read answer on the "A" scale under the hairline as 1282.
 (The fourth digit being estimated)
 Obtain the decimal by estimation as 40×40 is 1600
 Therefore read the answer as 1282.*

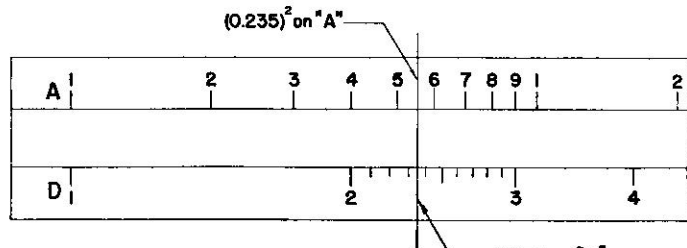


Fig. 24

ILLUSTRATION: What is 0.235 squared? See Figure 24.

*Bring indicator to 235 on "D"
 Read answer as 552 on "A" under hairline
 Estimate decimal point by 0.2×0.2 which equals 0.04
 Read answer as 0.0552.*

17. Applications of Squares.

The area of a circle is given as $\frac{\pi D^2}{4}$. This involves the square of the diameter.

Determine the area of a circle of 12" diameter. Bring the indicator to 12 on "D", the square of which is 144 and is read immediately above under the hairline on "A". This is then multiplied by π by moving the left index of "B" under the hairline and sliding the indicator to π on "B", the product of which is immediately under the hairline on "A". Hold this product under the hairline on "A" and divide same by 4 which is done by moving 4 on the "B" scale under the hairline and reading the answer 113.0 on "A" immediately above the left index "B".

This operation could have been performed using the "A", "C", "D", and "DF" scales as follows: Use the "D" and "A" scales as above to obtain the square of 12. Since our calculation involves dividing by 4, we can effect this division by multiplying by the reciprocal of 4. Therefore, using the "C" and "D" scales, set 4 on "C" over the right index of "D" and read the reciprocal of 4 under the left index of "C". This reciprocal is then multiplied by $(12)^2$ or 144, by moving the indicator hairline to 144 on "C". This product can then be immediately multiplied by π by reading the answer 113.1 directly above under the hairline on "DF".

In this second method, you will be able to read to four significant figures (since you are between the prime numbers 1 and 2 of the rule), while in the first method, only three significant figures can be read on the "A" scale. It might be well that you do both of these operations again to familiarize yourself with the advantage of one method over the other.

In solving problems involving both multiplication and division, it is not necessary to read intermediate answers of each step in the calculation for all we are interested in is the final result. The best way to approach problems of this kind is to perform alternately—first, division; then multiplication; then division; then multiplication, and continue in this manner until the problem is solved. This minimizes the number of settings of the slide and the movement of the indicator.

ILLUSTRATION: Do the following indicated operation:

$$\left[\frac{45.8 \times 31.9}{5.6} \right]^2$$

Set the indicator at 45.8 on "D"

Bring 5.6 on "C" to hairline

Move indicator to 31.9 on "C"

Under hairline on "A" read 681

Estimate decimal by $50 \times 30 \div 5$ equals 300

300 squared is 90,000

Therefore, answer should be 68,100

The area of a circle was given above as $\frac{\pi}{4}$ times the diameter squared. π is 3.14 and $\frac{\pi}{4}$ is 0.785. Therefore, the area of a circle is the constant (0.785) times the diameter squared. Toward the right end of both the "A" and "B" scales is a long mark at 0.785 or $\pi/4$.

To obtain the area of a 12" circle, bring the 0.785 mark on "B" to the right index of "A". Move the indicator to 12 on "D" and read the answer on "B" under the hairline as 113.0. In this operation, you are multiplying 0.785 by the square of 12. Thus, to obtain the area of any circle, bring 0.785 mark on "B" to right index of "A". Bring indicator to the diameter on "D" and read answer on "B" under the hairline.

Exercises

1. Use the slide rule to find the squares of each of the following numbers: 23, 33, 0.31, 87, 3358, 1.334, 6.78, 2.09, 31.9, 0.978, 31×10^3 , 0.0065.

2. Determine the area of the circles (perform the operation in at least two ways) having the following diameters: (a) 3.45 ft., (b) 35 in., (c) 2.45, and (d) 12.5 in.

3. Do the following operations and square the answers:

a. $\frac{3.67 \times 7.34}{15.89}$

c. $\frac{0.89 \times 34.24}{1 + 34.1 \times 3.0}$

b. $\frac{67 + 4.5}{2.1 \times 34.5}$

d. $\frac{79.67 \times 3.45}{5.35}$

e. $\frac{3967 + 5280}{12300}$

f. $\frac{5.81 \times 9.89}{689.7}$

ANSWERS TO THE ABOVE EXERCISES.

1. 529, 1089, 0.0961, 7570, 11,270,000, 1.78, 46.0, 4.37, 1018, 0.956, 961×10^6 , 42.3×10^{-6} .

2. (a) 9.34 sq. ft. (b) 962 sq. in. (c) 4.71 sq. ft. (d) 122.7 sq. in.

3. (a) 2.87 (d) 2640
 (b) 0.974 (e) 0.566
 (c) 0.874 (f) 0.00694

18. Square Roots.

The square root of any number is another number whose square is the first number. Five squared is 25 and the square root of 25 is 5. The symbol for the square root is $\sqrt{\quad}$. Thus to indicate the square root of 25 the symbol is used as $\sqrt{25}$.

ILLUSTRATION:

$$\sqrt{9} = 3$$

$$\sqrt{100} = 10$$

$$\sqrt{16} = 4$$

$$\sqrt{121} = 11$$

$$\sqrt{49} = 7$$

$$\sqrt{169} = 13$$

The square root of a number is found on the slide rule by reversing the process used in finding the square of a number; namely, locating the number whose square root is desired on the "A" scale and reading the square root of same under the indicator on the "D" scale.

The "A" scale has two parts that are identical. This scale is divided into divisions from 1 to 10 in one-half the length of the rule and again into divisions from 1 to 10 in the second half of the rule. The "B" scale is identical with the "A" scale. The first half of the "A" and "B" scales will be referred to as A-LEFT or B-LEFT and the other half as either A-RIGHT or B-RIGHT.

In order to find the square root of numbers with an *odd number of digits* to the left of the decimal point, use the A-LEFT scale in conjunction with the "D" scale.

ILLUSTRATION: What is the square root of 9 or 900?

Bring the indicator to 9 on A-LEFT
Under the hairline on "D" read the square root as 3.
For 900 make the same setting
Read the answer as 30.

To find the square root of any number with an *even number of digits* to the left of the decimal point, use the A-RIGHT scale in conjunction with the "D" scale.

ILLUSTRATION: What is the square root of 16 or 1600?

*Bring the indicator to 16 on the A-RIGHT scale
Under the hairline, read 4 on the "D" scale
Or if the number is 1600, the setting is the same.
In this case, read the answer as 40.*

A study of the above two illustrations indicates that your answer should have one place to the left of the decimal for each two digits left of the decimal of the original number if it was an even number. When the original number is odd, add 1 to the number of digits and divide by 2.

To find the decimal point for the $\sqrt{7854}$, add the number of digits and divide by 2. Thus there are four digits and, therefore, the answer should have two digits to the left of the decimal.

To find the decimal point for $\sqrt{785.4}$, add 1 to the number of digits and divide by 2 again. Since there is an odd number of digits, add 1 giving 4 and divide by 2 giving 2 places to the left of the decimal point.

ILLUSTRATION: What is the square root of 7854?

The number has an even number of digits. Therefore:
*Bring the indicator to 7850 on the A-RIGHT scale
Read the answer 88.6 on "D" under the hairline.
What is the square root of 785.4?
This number has an odd number of digits. Therefore:
Bring the indicator to 785.0 on the A-LEFT scale,
Read the answer as 28.0 on "D" under the hairline.*

In both of the above cases the number was "rounded off" to three significant figures, to be within the accuracy of the rule.

19. Square Roots of Numbers Less Than Unity.

If the square root of a number less than unity is desired, move the decimal point to the RIGHT an even number of places until you have a number greater than 1. Thus to obtain $\sqrt{0.000347}$, change the number to read the $\sqrt{3.47}$. Obtain the $\sqrt{3.47}$ as before which is 1.864. Since the decimal point was moved 4 places to the right in the first operation, move it back to the left *half* of this amount. You would then read the answer as 0.01864.

ILLUSTRATION: What is the square root of 0.0956?

Move the decimal 2 places to the right to obtain 9.56
*Set the indicator at 9.56 on A-LEFT
Under the hairline read 3.09 on "D".
Finally, move the decimal $\frac{1}{2}$ of 2 places to the left
Read the answer as 0.309*

ILLUSTRATION: What is the square root of 0.0000158?

Move the decimal 6 places to the right to obtain 15.8
*Set indicator at 15.8 on A-RIGHT
Under the hairline read 3.97
Move the decimal $\frac{1}{2}$ of 6 places to the left
Finally the answer should be read as 0.00397*

Exercises

- Find the square roots of each of the following numbers: 3, 30, 785, 78.5, 9.8, 98, 0.81, 0.081, 0.000152, 0.0000152, 35580, 1210.
- The area of a circle is $\frac{\pi D^2}{4}$. If $\frac{\pi}{4}$ is 0.785, determine the diameter of the circles having the following areas: (a) 345 sq. ft., (b) 144 sq. in., (c) 0.724 sq. ft., (d) 192,000 sq. ft.
- Determine the length of the sides of squares having the following areas: (a) 23.56 sq. ft., (b) 324.5 sq. in., (c) 3,458 sq. in., (d) 1.3786 sq. ft.

ANSWERS TO THE ABOVE EXERCISES.

- 1.732, 5.48, 28.0, 8.86, 3.13, 9.90, 0.9, 0.285, 0.01233, 0.0039, 188.7, 34.8.
- (a) 20.95 ft., (b) 13.54 in., (c) 0.96 ft., (d) 494 ft.
- (a) 4.86 ft., (b) 18.0 in., (c) 58.8 in., (d) 1.175 ft.

20. Combined Operations Involving Squares and Square Roots.

The "B" and "C" scales can be used in the same manner as the "A" and "D" scales to obtain the square roots of numbers. This makes various combined operations easy with the slide rule.

For example, to obtain the result of $4 \times \sqrt{354}$, set the left index of "C" at 4 on "D" and move the indicator to 354 on "B-LEFT". Read the answer as 75.2 on "D" under the hairline. Likewise, to obtain the result of $8.6 \times \sqrt{34.8}$, set the right index of "C" at 8.6 on "D" and move indicator to 34.8 on "B-RIGHT". Read the answer as 50.7 on "D" under the hairline.

For simplicity the following general form will be used for all slide rule settings:

What is the value of $23.4 \sqrt{7.86}$?

To 23.4 on "D", set 1 on "C"

Opposite 7.86 on B-LEFT read 65.6 on "D"

The same plan is used below for evaluating $94 \div \sqrt{34.9}$.

To 94 on "D", set 34.9 on B-RIGHT

Opposite 1 on "C" read 15.92 on "D"

To find the value of $\frac{8.78 \sqrt{2.35}}{67.4}$ perform the operation as follows:

To 8.78 on "D", set 67.4 on "C"

Opposite 2.35 on B-LEFT read 0.200 on "D"

The reciprocal scale, "CI", can be used for evaluating $x = \frac{4.51}{21.2 \sqrt{32.8}}$

as follows:

To 4.51 on "D", set 32.8 on B-RIGHT

Opposite 21.2 on "CI" read 0.0371 on "D"

SPECIAL EXAMPLES: Make all indicated operations with your own rule.

Example 1. Evaluate $\frac{0.356 \sqrt{0.078} \times 54.3}{\sqrt{46.8}}$

To 0.356 on "D", set 46.8 on B-RIGHT

Move indicator to 0.078 on B-LEFT

Set 54.3 on "CI" to hairline

Read answer as 0.789 on "D" opposite 1 on "C"

Reviewing these operations you have done the following: First, 0.356 has been divided by $\sqrt{46.8}$ and, second, this result has been multiplied by $\sqrt{0.078}$. In the third step, you have multiplied by 54.3 by using your "CI" scale. Your slide rule in this third operation adds the logarithm of 54.3 to the logarithm of the result of step 2.

Example 2. Evaluate $\frac{\sqrt{89.5} (43.2)^2}{31.6 \times 903} (\pi)$

To 89.5 on A-RIGHT, set 903 on "C"

Move indicator to 31.6 on "CI"

Bring 43.2 on "CI" to hairline

Opposite 43.2 on "C" read 1.94 on "DF"

Reviewing these operations, you have done the following: First, $\sqrt{89.5}$ has been divided by 903 and, second, this result has been divided by 31.6. Third, the second result has been multiplied by 43.2 by using the "CI" scale and, fourth, this result has been again multiplied by 43.2 using the "C" scale. Finally, you have multiplied by π when the answer is read on the "DF" scale.

Example 3. Evaluate $\frac{\sqrt{4.35} \times \sqrt{54.2} (2.3)^2}{(8.4)^2 \sqrt{34.9}}$

To 54.2 on A-RIGHT set 8.4 on "C"

Move indicator to 4.35 on B-LEFT

Bring 2.3 on "CIF" to hairline

Move indicator to 2.3 on "CF"

Bring 8.4 on "C" to hairline

Move indicator to left "C" index

Bring 34.9 on B-RIGHT to hairline

Read answer as 0.01947 opposite right index of "D".

Reviewing these operations, you have done the following: First, $\sqrt{54.2}$ has been divided by 8.4; second, this result has been multiplied by $\sqrt{4.35}$; third, the second result has been multiplied by 2.3 by using the "CIF" scale (dividing a product by the reciprocal of a number gives the same result as multiplying by the number); fourth, this result has been again multiplied by 2.3 using the "CF" scale; fifth, this result has again been divided by 8.4 using the "C" scale. Sixth, or finally, this result has been divided by $\sqrt{34.9}$ using the "B-RIGHT" scale and the answer 0.01947 is read on the "D" scale.

Exercises

In each of the following exercises perform the indicated operation.

1. $\sqrt{\frac{0.932}{0.012}}$

2. $\sqrt{\frac{3.26 \times 281}{0.821}}$

3. $\frac{3.83 \sqrt{81.3}}{0.65}$

4. $\frac{(3.18)^2 (\pi)}{\sqrt{3.91}}$

5. $\frac{37.8 (2.31)^2}{7.31 \times 4.20} \sqrt{\frac{4.2 \times 9}{6 \times 7.1}}$

6. $\frac{384 \sqrt{792} (0.945)}{\sqrt{7.2} + 8.3 \sqrt{5}}$

7. $\frac{21.7 (7.72)^2 (6.7)^2}{\sqrt{4.67} \times \sqrt{81}}$

8. $\frac{2.39 \sqrt{6.3}}{(5.1)^2 \sqrt{4.7}}$

9. $\frac{\sqrt{89.3} (7.81)^2}{\sqrt{75} + 8 \sqrt{121}}$

10. $\frac{75 (3.81)^2 \sqrt{972}}{\sqrt{0.0079}}$

ANSWERS TO THE ABOVE EXERCISES.

- 1. 8.82
- 2. 33.4
- 3. 53.1
- 4. 16.10
- 5. 6.18

- 6. 481
- 7. 2980
- 8. 0.1063
- 9. 5.96
- 10. 382,000

CUBES AND CUBE ROOTS

Using "K" Scale

21. Cubes.

Just as 4^2 means 4×4 , so 4^3 (read four-cubed) means $4 \times 4 \times 4$. The small number, 3, to the upper right indicates how many 4's (or whatever the number is) must be multiplied together. This small number is called the exponent or power of the number. To illustrate:

$$10^3 = 10 \times 10 \times 10$$

$$(4.7)^3 = 4.7 \times 4.7 \times 4.7$$

It is always possible to multiply these numbers out on the "C" and "D" scales—and in combined operations for complicated calculations, it is sometimes more convenient. However, the "K" scale on the slide rule is designed to give you the cubes of all numbers directly.

The "K" scale is what is called a three-unit logarithmic scale; that is, three complete logarithmic scales of a length which, when placed end to end, equal the length of the single logarithmic scale "D" with which it is usually used. You will note that this "K" scale is so arranged that when the indicator is set to a number on the "D" scale, the cube of that number is given under the hairline on the "K" scale.

ILLUSTRATION: What is the cube of 34.5?

*Set indicator to 34.5 on "D"
Under hairline on "K" read 41,100*

To carry out this calculation on the full length scales, do the following:

*To 34.5 on "D" set 34.5 on "C"
Move indicator to 34.5 on "C"
Read 41,100 under the hairline on "D"*

The reciprocal and folded scales are invaluable in shortening various calculations and one who expects to become proficient in the operation of the slide rule should use these scales as often as possible; as, for instance, dividing a product by the reciprocal of a number as illustrated in the above example gives the same result as multiplying by the number. A tool is of value only when it is used.

22. Cube Roots.

The cube root of a number is a number which when multiplied by itself three times gives the original number. Thus, the cube root of 27 is 3, because $3 \times 3 \times 3$ is 27. The symbol of cube root is $\sqrt[3]{\quad}$ and the cube root of 8000 is written as $\sqrt[3]{8000}$.

The "K" scale is a triple scale, consisting of three identical sections, one following the other. In finding the cube roots of numbers, the "K" scale is considered as a single scale.

The first division of the "K" scale will be referred to as K-LEFT; the second division as K-MIDDLE; and the third division as K-RIGHT. To obtain cube roots of numbers, set the hairline on the number on the "K" scale (see unit below) and read the cube root at the hairline on "D" scale, using:

K-LEFT	for numbers between	1 and 10
K-MIDDLE	" "	10 and 100
K-RIGHT	" "	100 and 1000

For numbers greater than 1,000 or less than 1 (unity), proceed as follows:

FIRST: Move the decimal point to the left or right three places at a time until a number between 1 and 1000 is obtained.

SECOND: Take the cube root of this number using K-LEFT, K-MIDDLE, or K-RIGHT as explained above. Place the decimal point after the first figure of this reading.

THIRD: Now move the decimal point in the opposite direction one-third as many places as it was moved in (First) above.

ILLUSTRATION: What is the cube root of 34560?

Move the decimal point to the left three places (one group of three), thus obtaining 34.560. Since the part to the left of the decimal point is between numbers 10 and 100, use the K-MIDDLE scale.

Set indicator to 346 on K-MIDDLE and Read 3.26 under hairline on "D" scale.

Set decimal point one place $\left[\frac{1}{3}(3) = 1\right]$ to the right to obtain the answer, 32.6.

ILLUSTRATION: What is the cube root of 4,567,000?

Move the decimal point to the left six places (two groups of three), thus obtaining 4.567. Since the part to the left of the decimal point is between 1 and 10, use the K-LEFT scale.

Set indicator to 4567 on K-LEFT and Read 1.658 under the hairline on "D" scale.

Set decimal point two places $\left[\frac{1}{3}(6) = 2\right]$ to the right to obtain the answer, 165.8.

ILLUSTRATION: What is the cube root of 0.0000315?

Move the decimal point to the right six places (two groups of three), thus obtaining 31.5. Since the part to the left of the decimal point is between numbers 10 and 100, use the K-MIDDLE scale.

Set indicator to 31.5 on K-MIDDLE and Read 3.16 under the hairline on "D" scale.

Set decimal point two places $\left[\frac{1}{3}(6) = 2\right]$ to the left to obtain the answer, 0.0316.

After a little practice, the steps in determining the location of the decimal point, as well as the correct section of the "K" scale to be used, can be easily determined mentally.

ILLUSTRATION: What is the cube root of 0.00315?

Set indicator to 3.15 on K-LEFT and Read 0.1466 under the hairline on "D" scale.

23. Combined Operations.

The "K" scale can be used to advantage with the other scales to obtain results for various combined operations.

Example 1. Evaluate $23.3 \times \sqrt[3]{87.9}$

To 87.9 on K-MIDDLE set 23.3 on "CI"
Opposite "I" on "C" read 103.5 on "D"

Example 2. Evaluate $\frac{2.45 \times \sqrt[3]{7.8}}{5.67}$

To 7.8 on K-LEFT set 2.45 on "CIF"
Move indicator to 5.67 on "CIF"
Under hairline on "D" read 0.856.

Reviewing this last example, the cube root of 7.8 is first multiplied by 2.45 using the "CIF" scale (dividing a product by the reciprocal of a number gives the same result as multiplying by the number), and then this result is divided by 5.67 using the "CIF" scale.

Example 3. Evaluate $\frac{34.5 \times 7.93 \sqrt[3]{895}}{(2.38)^3}$

To 895 on K-RIGHT set 2.38 on "CF"
 Move indicator to 2.38 on "CIF"
 Bring 7.93 on "CI" to hairline
 Move indicator to "1" on "C"
 Bring 2.38 on "C" to hairline
 Move indicator to 34.5 on "C"
 Read answer as 195.5 under hairline on "D"

Example 4. Evaluate $\frac{\sqrt{0.78} \times 8.97 \times \sqrt[3]{54.8}}{4.58 \times 82.1}$

To 54.8 on K-MIDDLE set 4.58 on "C"
 Move indicator to 0.78 on B-RIGHT
 Bring 8.97 on "CIF" to hairline
 Move indicator to 82.1 on "CIF"
 Read answer as 0.0799 under hairline on "D"

Exercises

1. $\pi (63.2)^3$
2. $\sqrt[3]{63.2} (\pi)$
3. 7.81 (2.31)³
4. $\sqrt[3]{0.0785}$
5. $\sqrt[3]{92756}$
6. (0.00312)³
7. $\frac{(81.2) \sqrt[3]{8.1}}{7.2}$
8. $\frac{2.45 \times \sqrt[3]{72.8}}{\sqrt{6.3}}$

9. $\frac{7.81 + \sqrt[3]{9.71}}{34.2 \sqrt[3]{752}}$
10. $\frac{9.45 \times \sqrt{96.1}}{\sqrt[3]{831}} \div 5.1$
11. $\frac{\sqrt[3]{0.0831} \times \sqrt{81.0}}{\pi (3.87)^2}$
12. $\sqrt{(2.78)^2 - \sqrt[3]{5.92}}$
13. $\frac{(2.81)^3 - \sqrt{8.1}}{(2.03)^2}$
14. (0.431) (0.003)² $\sqrt[3]{87.2}$
15. $\frac{(\pi)^2 (1.815)^2}{\sqrt{\pi + 4.18}}$

ANSWERS

1. 794,000
2. 12.52
3. 96.3
4. 0.428
5. 45.3
6. 30.4×10^{-9}
7. 22.6
8. 4.07
9. 0.0320
10. 16.95
11. 0.0835
12. 2.43
13. 4.72
14. 1.715×10^{-5}
15. 12.03

CHAPTER VI

PLANE TRIGONOMETRY

Use of the "S", "T", and "ST" Scales

24. Fundamental Ideas and Formulas of Plane Trigonometry.

A review of a few of the fundamental ideas and formulas of plane trigonometry is given here to help in understanding the explanation of the use of the "S", "T", and "ST" scales on your slide rule.

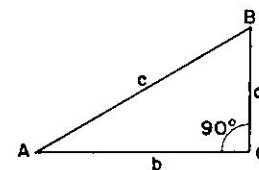


Fig. 25

In the right triangle, Figure 25, the corners or angles are labeled A, B, and C. The triangle is referred to as triangle ABC. The sides are labeled a, b, and c, with a opposite angle A, b opposite angle B, and c opposite angle C. For right triangles the 90° angle is labeled C.

Referring to this figure, the following definitions and relationships can be written.*

Definitions of the sine, cosine, and tangent:

$$\text{Sine A (written sin A)} = \frac{a}{c} = \frac{\text{opposite side}}{\text{hypotenuse}}$$

$$\text{Cosine A (written cos A)} = \frac{b}{c} = \frac{\text{adjacent side}}{\text{hypotenuse}}$$

$$\text{Tangent A (written tan A)} = \frac{a}{b} = \frac{\text{opposite side}}{\text{adjacent side}}$$

Reciprocal relations:

$$\text{Cosecant A (written csc A)} = \frac{c}{a} = \frac{1}{\sin A}$$

$$\text{Secant A (written sec A)} = \frac{c}{b} = \frac{1}{\cos A}$$

$$\text{Cotangent A (written cot A)} = \frac{b}{a} = \frac{1}{\tan A}$$

*See any standard text on Plane Trigonometry.

RELATION BETWEEN FUNCTIONS OF ANGLES LESS THAN 90°:

$$\cos A = \sin (90^\circ - A)$$

$$\cot A = \tan (90^\circ - A)$$

Likewise,

$$\sin A = \cos (90^\circ - A)$$

$$\tan A = \cot (90^\circ - A)$$

From a table of functions of angles, the cosine of 35° is given as 0.819152. Looking up the sine of (90° - 35°) or the sine of 55°, we find that it is again 0.819152. You can check these relationships given above in a similar manner.

Complementary angles have their sum equal to 90°. Thus, in the above example, 35° and 55° are complementary angles since their sum is 90°.

RELATION BETWEEN FUNCTIONS OF ANGLES BETWEEN 90° AND 180°:

The definitions of the trigonometric functions given at the beginning of this article apply only to angles between 0° and 90°. More general definitions applying to angles of any size are given in texts on trigonometry. Since we will have to deal with functions of angles between 90° and 180°, a summary of these relationships only will be given here, and one is referred to any text on trigonometry for a complete statement of these definitions:

If A is an angle between 90°, and 180° then the following relationships hold between the functions of these angles:

$$\sin A = \sin (180^\circ - A)$$

$$\cos A = -\cos (180^\circ - A)$$

$$\tan A = -\tan (180^\circ - A)$$

Thus, if the angle A is 123°, we may write:

$$\sin 123^\circ = \sin (180^\circ - 123^\circ) = \sin 57^\circ$$

$$\cos 123^\circ = -\cos (180^\circ - 123^\circ) = -\cos 57^\circ$$

$$\tan 123^\circ = -\tan (180^\circ - 123^\circ) = -\tan 57^\circ$$

From these relationships, the value of the functions of any angle between 90° and 180° can be obtained. These will be used later for the solution of oblique triangles.

RELATION BETWEEN ANGLES OF TRIANGLES

In a right triangle, the sum of the other two angles is 90°. Referring to Figure 25, the sum of A and B equals 90° and the sum of A, B, and C equals 180°.

In equation form:

For a right triangle:

$$A + B = 90^\circ \text{ (where angle C is } 90^\circ)$$

For any triangles:

$$A + B + C = 180^\circ$$

In any triangle as Figure 26, the relation between the sides and the angles can be expressed as shown below:

Law of sines:

$$\frac{\sin A}{a} = \frac{\sin B}{b} = \frac{\sin C}{c}$$

Law of cosines:

$$a^2 = b^2 + c^2 - 2bc (\cos A)$$

$$\text{Or } b^2 = a^2 + c^2 - 2ac (\cos B)$$

$$\text{Or } c^2 = a^2 + b^2 - 2ab (\cos C)$$

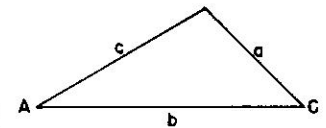


Fig. 26

25. The "S" (Sine) and "ST" (Sine-Tangent) Scales.

The "S" and "ST" scales are two sections of one long scale which, operating with "C", gives the sines of the angles between 0.57° and 90°. The "S" scale represents the scale of sines of angles from 5.74° to 90° (and for cosines of angles from 0° to 84.26°). The "ST" scale represents the scale of sines and tangents of angles from 0.57° to 5.74° and for cosines of angles from 84.26° to 89.43°. Since the value of the sine and tangent of angles below 5.74° is for all practical purposes identical, we can use the same scale for finding either the sine or the tangent for angles below 5.74° and above 0.57°. Thus, the reason for the "ST" scale.

The black numbers on "S" are used for sines and the red numbers for cosines.

The "S" and "ST" scales are so designed and arranged that when the indicator is set to a black number (angle) on the "S" or "ST" scales, the sine of the angle is given under the hairline on the "C" scale, or if the indices of the "C" and "D" scales coincide, the sine of the angle can be read on the "D" scale.

When using the "S" scale to read the value of sines of any angle, read the left index of "C" as 0.1 and the right index as 1.0. When using the "ST" scale to read the value of the sine of any angle, read the left index of "C" as 0.01 and the right index as 0.1. This is illustrated in Figure 27.

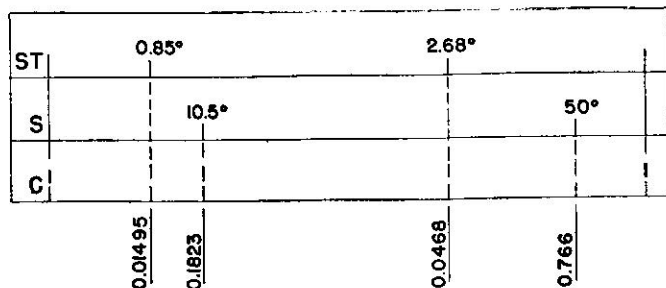


Fig. 27

The "S" scale between the left index (5.74°) and 10° has each degree numbered and the interval between each degree is first divided into ten parts representing 0.1° and each of these ten parts are then divided into two parts—each part representing 0.05° . From 10° to 20° , each degree is numbered and the interval between each degree is divided into ten parts representing 0.1° . Therefore, between the left index (5.74°) and 20° of the "S" scale, you can easily estimate the angles to the nearest 0.01° . From 20° to 30° , the degrees are not numbered except the 25° , but are indicated by a long mark. The interval between the degrees is divided into five parts—each part representing 0.2° . Therefore, between 20° and 30° , you can read to the nearest 0.1° . From 30° to 60° , each ten degrees are numbered and the primary interval between each ten degrees represents 1.0° . Each degree is again divided into two parts by a short mark representing 0.5° . Here you can still estimate to the nearest 0.1° . From 60° to 80° , each ten degrees is marked and numbered and the primary interval between each ten degrees represents 1.0° . With reasonable accuracy, you can estimate to the nearest 0.1° . From 80° to 90° , one can only estimate to the nearest degree.

Example 1. What is the sin 6.75° ?

Bring indicator to 6.75 on "S"

Under the hairline read 0.1175 on "C"

Example 2. What is the sin 27.584° ?

Round this off to either 27.6 or 27.58

The last digit may be estimated fairly well

Set indicator to 27.58 on "S"

Under hairline read 0.463 on "C"

Example 3. What is the sin 75.4° ?

Set the indicator to 75.4 on "S"

Under the hairline read 0.967 on "C"

Example 4. What is the sin 3.45° ?

Set indicator to 3.45 on "ST"

Under hairline read 0.0602 on "C"

Example 5. What is the sin 0.785

Set indicator to 0.785 on "ST"

Under hairline read 0.0137 on "C"

In the above examples the result may be read on the "D" scale if the indices of "C" and "D" coincide (if the rule is closed). This will permit the reading of the sine without turning the rule over.

EXERCISES

1. Obtain the sine of each of the following angles:

- | | | | | |
|------------------|--------------------|------------------|--------------------|-------------------|
| (a) 23.7° | (c) 13.578° | (e) 54.8° | (g) 75.8° | (i) 37.8° |
| (b) 30° | (d) 23.45° | (f) 87.0° | (h) 45.735° | (j) 20.59° |

2. If the $\cos A = \sin(90^\circ - A)$, determine the cosine of the angles in exercise 1.

3. The sine of various angles are given below. Obtain the angle represented by each.

- | | | |
|------------|------------|-------------|
| (a) 0.776 | (d) 0.0652 | (g) 0.01125 |
| (b) 0.1235 | (e) 0.443 | (h) 0.678 |
| (c) 0.985 | (f) 0.500 | (i) 0.563 |
| | | (j) 0.0866 |

Answers to the above exercises.

- | | | | | |
|--------------------|-----------------|-----------------|------------------|-----------------|
| 1. a. 0.402 | c. 0.2348 | e. 0.817 | g. 0.969 | i. 0.613 |
| b. 0.500 | d. 0.398 | f. 0.999 | h. 0.716 | j. 0.352 |
| 2. a. 0.916 | c. 0.972 | e. 0.576 | g. 0.245 | i. 0.790 |
| b. 0.866 | d. 0.917 | f. 0.0523 | h. 0.698 | j. 0.936 |
| 3. a. 50.9° | c. 81° | e. 26.3° | g. 0.644° | i. 34.3° |
| b. 7.09° | d. 3.74° | f. 30° | h. 42.7° | j. 4.97° |

26. The "T" (Tangent) Scale.

The "T" scale is designed to give directly the tangents and cotangents of angles between 5.72° and 84.28° . When the indicator is set to any black number (angle) on the "T" scale, the tangent of that angle is given on the "C" scale. Also, if the indices of the "C" and "D" scales coincide, the tangent may be read on the "D" scale.

When the indicator is set to any black number (angle) on the "T" scale, the cotangent of that angle can be read under the hairline on the "CI" scale.

For angles between 0.57° and 5.72° , the tangent and the sine are for all practical purposes almost the same. We can therefore use the "ST" (Sine-Tangent) scale in conjunction with the "C" scale to obtain the tangents and cotangents of angles between 0.57° and 5.72° .

Thus, to determine the tangent of the angle 35.2° , set the indicator to 35.2 on "T" and under the hairline on "C", read 0.705 for the tangent. Under the hairline on "CI", read 1.418 as the cotangent.

You will note that the black numbers (angles) on the "T" scale go from 5.72° to 45° and the values of their tangents are read directly on the "C" scale (or "D" with rule closed). For angles greater than 45° , use the relation of cotangent $A = \tan(90^\circ - A)$. Therefore, in order to obtain the tangent of 62.5° , determine the cotangent of $(90^\circ - 62.5^\circ)$ or the cotangent of 27.5° . Set the indicator to 27.5 on "T" and under the hairline read 1.921 on "CI". This is the cotangent of 27.5° as well as the tangent of 62.5° . You will observe that the red numbers (angles) on the "T" scale read from right to left (45° to 84.29°) and you could have set the indicator to 62.5 in red on the "T" scale and thus avoided the necessity of subtracting 62.50 from 90° .

Exercises

1. Determine the tangent of each of the following angles:

- | | | | | |
|------------------|-------------------|------------------|-------------------|------------------|
| (a) 34.5° | (c) 6.905° | (e) 67° | (g) 55.5° | (i) 25.9° |
| (b) 5.85° | (d) 45° | (f) 7.35° | (h) 37.45° | (j) 80° |

2. For each of the angles given in Exercise 1, obtain the cotangent.

3. Determine the angle for which the following numbers are their tangents:

- | | | | | |
|------------|-----------|-----------|-----------|------------|
| (a) 0.1168 | (c) 0.652 | (e) 1.567 | (g) 0.528 | (i) 2.1345 |
| (b) 0.978 | (d) 0.500 | (f) 4.672 | (h) 0.120 | (j) 0.5438 |

4. For each of the numbers given in Exercise 3, obtain the angle for which they are the cotangents.

Answers to the above exercises.

- | | | | | |
|---------------------|-----------------|------------------|------------------|------------------|
| 1. a. 0.687 | c. 0.1211 | e. 2.356 | g. 1.455 | i. 0.486 |
| b. 0.1025 | d. 1.000 | f. 0.1290 | h. 0.766 | j. 5.67 |
| 2. a. 1.457 | c. 8.26 | e. 0.425 | g. 0.687 | i. 2.059 |
| b. 9.76 | d. 1.000 | f. 7.76 | h. 1.307 | j. 0.1763 |
| 3. a. 6.66° | c. 33.1° | e. 57.44° | g. 27.87° | i. 64.87° |
| b. 44.44° | d. 26.6° | f. 77.9° | h. 6.85° | j. 28.56° |
| 4. a. 83.34° | c. 56.9° | e. 32.56° | g. 62.13° | i. 25.13° |
| b. 45.56° | d. 63.4° | f. 12.1° | h. 83.15° | j. 61.44° |

27. The Red Numbers on the "S" and "T" Scales.

The red numbers on the "S" and "T" scales represent the complements of the angles as shown by the corresponding black numbers on these scales. The sum of complementary angles is 90° . Thus, if you set the indicator to the black number 25 (25°) on the "S" or "T" scales, you will also be able to read under the hairline the red number 65 (65°). The sum of these numbers is 90.

From this and the fact that $\sin(90^\circ - A) = \cos A$, you can read the functions cosine (and cotangent) directly on the "C" scale by using the red numbers. Thus, to obtain the cosine of 65° , do the following:

*Set indicator to the red 65 on "S"
Under hairline read 0.423 on "C"*

Therefore, $\cos 65^\circ = 0.423$

Also, determine the cot. 65°

*Set indicator to the red 65 on "T"
Under hairline read 0.466 on "C"*

Cot. $65^\circ = 0.466$

The reciprocal function secant (equal to $1/\cos A$) can be obtained by using the red numbers on "S" and the "CI" scale, since the reciprocal of any number on "C" is given at the hairline on "CI".

ILLUSTRATION: Determine the sec 65° .

*Set indicator to the red 65 on "S"
Under hairline read 2.362 on "CI"*

Sec $65^\circ = 2.362$

The reciprocal scale, "CI", can be used to obtain the tangent of angles greater than 45° by using the red numbers on the "T" scale. Since the tangent is the reciprocal of the cotangent, it is always possible to convert from one to the other by using the "C" and "CI" scales.

ILLUSTRATION: Again determine the cot 65° .

*Set indicator to the red 65 on "T"
Read the cotangent as 0.466 on "C"
Read the tangent as 2.145 on "CI"*

28. Summary of Settings on "S", "T" and "ST" Scales

As an aid in reviewing the individual settings for the various trigonometric functions, the following summary is given here:

FOR SINES:

0.57° to 5.74° —Read *black* numbers (angles) on "ST" scale to "C" scale (*black* numbers) giving a value between *0.01*, and *0.1*. *Black to Black*.

5.74° to 90° —Read *black* numbers (angles) on "S" scale to "C" scale (*black* numbers) giving a value between *0.1* and *1.0*. *Black to Black*

FOR COSINES:

0° to 84.26° —Read *red* numbers (angles) on "S" scale to "C" scale (*black* numbers) giving a value between *0.1* and *1.0*. *Red to Black*

84.26° to 89.43° —Use the relationship $\cos A = \sin (90^\circ - A)$. Read $(90^\circ - A)$ on "ST" scale to "C" scale giving values between *0.01* and *0.1*.

FOR TANGENTS:

0.57° to 5.71° —Read *black* numbers (angles) on "ST" scale to "C" scale (*black* numbers) giving a value between *0.01* and *0.1*. *Black to Black*.

5.71° to 45° —Read *black* numbers (angles) on "T" scale to "C" scale (*black* numbers) giving a value between *0.1* and *1.0*. *Black to Black*.

45° to 84.29° —Read *red* numbers (angles) on "T" scale to "CI" scale (*red* numbers) giving a value between *1.0* and *10.0*. *Red to Red*

84.29° to 89.43° —Use the relationship $\tan A = \cot (90^\circ - A)$. Set $(90^\circ - A)$ on "ST" and read answer on "CI" scale (*red* numbers) giving a value between *10.0* and *100.0*.

FOR COTANGENTS:

0.57° to 5.71° —Read *black* numbers (angles) on "ST" scale to "CI" scale (*red* numbers) giving a value between *10.0* and *100.0*. *Black to Red*.

5.71° to 45° —Read *black* numbers (angles) on "T" scale to "CI" scale (*red* numbers) giving a value between *1.0* and *10.0*. *Black to Red*.

45° to 84.29° —Read *red* numbers (angles) on "T" scale to "C" scale (*black* numbers) giving a value between *0.1* and *1.0*. *Red to Black*.

84.29° to 89.43° —Use the relationship $\cot A = \tan (90^\circ - A)$. Read $(90^\circ - A)$ on "ST" scale to "C" scale giving a value between *0.01* and *0.1*.

FOR SECANTS:

0° to 84.26° —Read *red* numbers (angles) on "S" scale to "CI" scale (*red* numbers) giving a value between *1.0* and *10.0*. *Red to Red*.

84.26° to 89.43° —Use the relationship $\sec A = \frac{1}{\cos A}$ and $\cos A = \sin (90^\circ - A)$. Read $(90^\circ - A)$ on "ST" scale to "CI" scale giving a value between *10.0* and *100.0*.

FOR COSECANTS:

0.57° to 5.74° —Use the relationship $\csc A = \frac{1}{\sin A}$. Read *black* numbers (angles) on "ST" scale to "CI" scale (*red* numbers) giving a value between *10.0* and *100.0*. *Black to Red*.

5.74° to 90° —Read *black* numbers (angles) on "S" scale to "CI" scale (*red* numbers) giving a value between *10.0* and *1.0*. *Black to Red*.

For angles smaller than 0.57° or larger than are shown in the above summary, see article 37 in this chapter covering the functions of small angles.

You will notice that for sine, tangent, and secant (the direct functions), one always reads, on like colors, *BLACK* to *BLACK* or *RED* to *RED* numbers (except when you use the relationship of complementary angles). Also, in the same manner for cosine, cotangent, and cosecant (the co-functions), one always reads on opposite colors, *BLACK* to *RED* or *RED* to *BLACK* numbers on the respective scales.

By using the reciprocal relations and the relations between complementary angles as $\cos A = \sin(90^\circ - A)$, any of the six trigonometric functions of an angle can be replaced by a sine or tangent of an angle. Hence, by using these relations, the red scales may be avoided. It is recommended that the student always use the red numbers to avoid subtracting an angle from 90° where possible.

However, if one uses the trigonometric scales infrequently, it is advisable that one employ mainly the sine and tangent.

29. Combined Operations.

Since the "S", "T", and "ST" scales are placed on the "slide" part of the rule, these scales can be used quite conveniently with the other scales of the rule to solve combined multiplication and division, etc., involving trigonometric functions.

The examples given below illustrate the various types of problems that can be solved using the "S", "T", and "ST" scales.

Example 1. Evaluate $4.53 \sin 12.5^\circ$.

This indicates the multiplication of 4.53 times the sine of 12.5° .

Set left end of "S" to 4.53 on "D"
Bring indicator to 12.5 on "S"
Under hairline read 0.982 on "D"

Example 2. Evaluate $\frac{23.5 \sin 34.7^\circ}{\tan 15.3^\circ}$.

To 23.5 on "D" set 15.3 on "T"
Bring indicator to 34.7 on "S"
Under hairline read 48.8 on "D"

Example 3. Evaluate $\frac{8.34 \sqrt{34} \sin 63.0^\circ}{4.23 \tan 42.4^\circ}$.

To 34 on "A-RIGHT" set 4.23 on "C"
Bring indicator to 8.34 on "CF"
Move slide so 42.4 on "T" is at hairline
Bring indicator to 63.0 on "S"
Under hairline read 11.20 on "DF"

What you have done in the above operations for the solution of Example 3 is this: First, you have divided $\sqrt{34}$ by 4.23 and multiplied this by 8.34 (this result would be at the index on "DF"); second, you have divided by $\tan 42.4^\circ$; and third, you have multiplied by $\sin 63.0^\circ$. The answer must, of course, be read on "DF" since the last two operations are done with respect to this scale.

Example 4. Evaluate $\frac{67.3 \csc 25^\circ \cos 56^\circ}{\sqrt{5.78} \tan 34.6^\circ}$.

Bring 5.78 on "B-LEFT" to left index of "A"
Move indicator to 67.3 on "C"
Bring $\sin 25^\circ$ (this equals $1/\csc 25^\circ$) on "S"
to hairline
Move indicator to 56 red on "S" (this is to $\cos 56^\circ$ on "S")
Bring 34.6 on "T" to hairline
Read 53.7 on "D" opposite right index

When you have combinations of trigonometric functions involving the reciprocal functions (cosecant, cotangent, and secant), it may help in their solution to write them as $1/\text{sine}$, $1/\text{tangent}$, and $1/\text{cosine}$. For the cosecant of 25° in Example 4, the $\csc 25^\circ$ was used on the slide rule as $1/\sin 25^\circ$.

Example 5. Evaluate $\frac{3.42 \times 2.67 \times \sqrt{38.9}}{\sin 80^\circ \times \tan 28^\circ \times 4.08}$.

To 3.42 on "D" bring 28 on "T"
Move indicator to 38.9 on "B-RIGHT"
Bring 80 on "S" to hairline
Move indicator to 2.67 on "C"
Bring 4.08 on "C" to hairline
Read 26.7 on "D" at the right index

The preceding example may be solved in a number of ways using different scales. To illustrate, make the following settings on your rule:

To 38.9 on "A-RIGHT" set 4.08 on "C"
 Move indicator to left index of "C"
 Bring 2.67 on "CIF" to hairline
 Move indicator to 3.42 on "CF"
 Bring 28 on "T" to hairline
 Move indicator to 90 on "S"
 Bring 80 on "S" to hairline
 Opposite 90 on "S" read 26.7 on "D"

This last method is not necessarily shorter. In all of these illustrations, try on your own part to do them in more than one way. This will give you more familiarity with your rule.

Exercises

Evaluate the following problems:

- | | |
|--|--|
| 1. $\frac{2.45 \cos 36^\circ}{\sin 61.5^\circ}$ | 7. $\frac{4.3 \sec 40.8^\circ}{\sqrt{8.31} (\tan 5^\circ)}$ |
| 2. $\frac{3.17 \tan 60^\circ}{\sin 27^\circ}$ | 8. $\frac{\sqrt[3]{95} \sin 45^\circ}{\sqrt{30.3} \tan 19.75^\circ}$ |
| 3. $\frac{45.2 \sqrt{7.81}}{\tan 21.5^\circ}$ | 9. $\frac{1.015 \cos 31.8^\circ \sin 31.8^\circ}{\sqrt{4.93} \tan 40.9^\circ}$ |
| 4. $\frac{7.31 (\pi) \sqrt{45.8}}{31.9 \cot 45^\circ}$ | 10. $\frac{8.5 \csc 21^\circ \cot 42^\circ}{\sqrt{95.8} \sin 31^\circ \tan 30^\circ}$ |
| 5. $\frac{(0.0121) \sin 67^\circ}{8.01 \tan 2.0^\circ}$ | 11. $\frac{(8.5 \times 10^{-3}) \sin 12.75^\circ}{(3 \times 10^{-6}) \sin 16.5^\circ (\tan 60^\circ)}$ |
| 6. $\frac{13.12 \sin 12.2^\circ}{\csc 38.1^\circ \sqrt{45.3}}$ | 12. $\frac{(0.92) (\sqrt{45}) \cot 27^\circ}{5 \tan 18.5^\circ}$ |

Answers to the above exercises:

- | | | |
|----------|-----------|-----------|
| 1. 2.26 | 5. 0.0399 | 9. 0.236 |
| 2. 12.09 | 6. 0.254 | 10. 9.05 |
| 3. 321 | 7. 22.7 | 11. 12.71 |
| 4. 4.87 | 8. 1.634 | 12. 7.24 |

30. Solution of Right Triangles.

In many engineering and scientific calculations, it is necessary to determine certain parts of a right triangle having given sufficient information to define the triangle.

CASE I. Given one side "a" and the hypotenuse "c" of a right triangle, determine the side "b" and the angles A and B. (Side "a" is always opposite angle A, side "b" is always opposite angle B, and side "c" is always opposite the angle C, which in this manual is considered as the 90° angle of the right triangle).

Example 1. Find side "b" and angles A and B in a right triangle for which a = 3 and c = 5. See Figure 28.

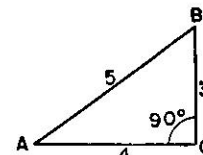


Fig. 28

Solution:

$a/c = \sin A = \cos B.$

To 5 on "D" set right index of slide.

Set hairline to 3 on "D".

Under hairline on black "S" scale read $A = 36.9^\circ.$

Under hairline on red "S" scale read $B = 53.1^\circ.$

$b = c \sin B$

Keep right index of slide still set to 5 on "D".

Opposite 53.1° on black "S" scale read $b = 4$ on "D".

CASE II. Given the hypotenuse "c" and one acute angle B, determine "a", "b", and A.

Example 2. In a right triangle with $c = 7.81$ and $B = 40^\circ$, find "a", "b", and A. See Figure 29.

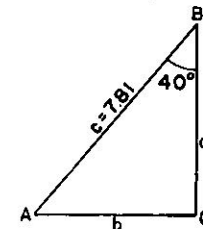


Fig. 29

Solution:

$a = c \cos B$ and $b = c \sin B$

To 7.81 on "D" set right index of slide.

Opposite 40° on red "S" scale read $a = 5.98$ on "D".

Opposite 40° on black "S" scale read $b = 5.02$ on "D".
By mental calculation $A = 90^\circ - B = 50^\circ$.

CASE III. Given one side "a" and one acute angle A, determine "b" and "c" and the angle B.

Example 3. In a right triangle with $a = 17.21$ and $A = 32.4^\circ$, find "b", "c", and B. See Figure 30.

Solution:

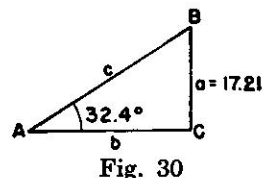
By mental calculation
 $B = 90^\circ - A = 57.6^\circ$.

$$c = \frac{a}{\sin A} \text{ and } b = c \sin B$$

To 17.21 on "D" set 32.4° on black "S" scale.

Opposite right index of slide read $c = 32.1$.

Opposite 57.6° on black "S" scale read $b = 27.15$.



CASE IV. Given the two sides "a" and "b", determine "c" and the acute angles A and B.

Example 4. Given $a = 4$ and $b = 7$, find "c" and A and B.

See Figure 31.

Solution:

$$a/b = \tan A$$

Set right index of slide to 7 on "D".

Opposite 4 on "D" read $A = 29.8^\circ$ on black "T".

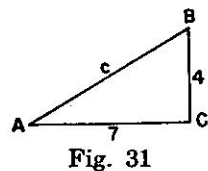
Scale and read $B = 60.2^\circ$ on red "T" scale.

$$c = \frac{a}{\sin A}$$

Keep hairline set to 4 on "D" as above.

Bring 29.8° on black "S" scale under the hairline.

Opposite right index of slide read $c = 8.05$ on "D".



31. Solution of Right Triangles by the "Law of Sines."

The law of sines applies to all triangles and is given as

$$\text{Or } \frac{a}{\sin A} = \frac{b}{\sin B} = \frac{c}{\sin C}$$

The law of sines makes it possible to solve right triangles by proportion on the slide rule. See Chapter 3 on PROPORTION.

Example 1. Given side "a" and angle A as 456 and 34° respectively, determine the hypotenuse and the other leg of the triangle.

See Figure 32.

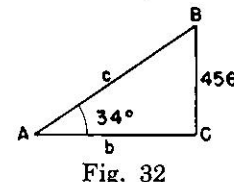
Write this in the form

$$\frac{456}{\sin 34^\circ} = \frac{c}{\sin 90^\circ} = \frac{b}{\sin (90^\circ - A)}$$

To 456 on "D" set 34° on "S"

Opposite 90 on "S" read $c = 816$ on "D"

Opposite 56° ($90 - 34$) on "S" read $b = 677$ on "D"



Example 2. Given a right triangle in which $B = 40.8^\circ$ and $c = 78.5$ ft., find a, b and A. See Figure 33.

Solution:

$$A = (90^\circ - B) = 49.2^\circ$$

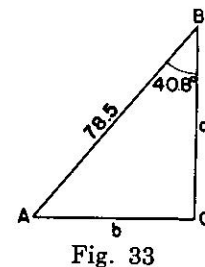
To 78.5 on "D" bring 90 on "S"

Opposite 40.8° on "S" read

$b = 51.3$ on "D"

Opposite 49.2° on "S" read

$a = 59.6$ on "D"



Reviewing the above two examples—what you have actually done is to divide one number, which is a side of the triangle, by the sine of the angle opposite this side and then multiply this result by the sine of another angle. For instance, the law of sines could be written as follows:

$$c = \frac{a}{\sin A} \times \sin C$$

or any combination of these sides and angles in a similar manner. In words, this means the ratio of one side to the sine of the angle opposite, times the sine of the second, gives the side opposite the second angle. This holds for any triangle.

Sometimes only two of the sides are given and you are to find the other properties of the triangle.

Example 3. Given $a = 34.5$ and $b = 47.2$, find c , A , and B . See Figure 34.

Solution:

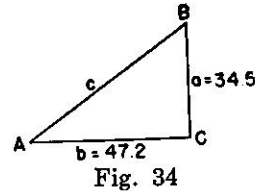
$$\tan A = \frac{34.5}{47.2}$$

To 47.2 on "D" set 34.5 on "C"
Move indicator to right index of "D"

Under hairline read $A = 36.2^\circ$
on "T"

Under hairline read $B = 53.8^\circ$
on red "T"

To 34.5 on "D" set 36.2 on "S"
Opposite $C = 90^\circ$ on "S" read $c = 58.4$ on "D"



In the first operation, you have actually obtained the reciprocal of the tangent which could be read opposite the left index of "C" on "D". This would have been the cotangent. However, the reciprocal of the cotangent is the tangent and this would be on "C" opposite the right index of "D". Thus, you can look directly under the hairline at this point to obtain the angle corresponding to this tangent, as was done in case IV Art. 30 to obtain the angle.

EXERCISES

In the following exercises for the solution of right triangles $C = 90^\circ$. Determine the missing parts of the triangle. The law of sines and the proportion principle will be of value in solving these triangles.

- | | | | | |
|----------------|----------------|----------------|----------------|----------------------|
| 1. $a = 62.7$ | 3. $b = 200$ | 5. $c = 423$ | 7. $b = 40.7$ | 9. $a = 51.2$ |
| $A = 30^\circ$ | $A = 68^\circ$ | $A = 30^\circ$ | $c = 59.4$ | $b = 24.8$ |
| 2. $b = 31.7$ | 4. $c = 39.8$ | $B = 60^\circ$ | 8. $a = 12.34$ | 10. $A = 3.27^\circ$ |
| $c = 49.8$ | $a = 12.3$ | $a = 42.8$ | $b = 11.97$ | $c = 175.8$ |
| | $b = 12.3$ | | | |

Answers to the above exercises.

- | | | | | |
|---------------------|-------------------|----------------------|----------------------|-----------------------|
| 1. $B = 60^\circ$ | 3. $B = 22^\circ$ | 5. $a = 211.5$ | 7. $A = 46.7^\circ$ | 9. $A = 64.1^\circ$ |
| $b = 108.5$ | $a = 496$ | $b = 367$ | $B = 43.3^\circ$ | $B = 25.9^\circ$ |
| $c = 125.4$ | $c = 534$ | 6. $A = 73.97^\circ$ | $a = 43.2$ | $c = 56.8$ |
| 2. $A = 50.4^\circ$ | 4. $A = 18^\circ$ | $B = 16.03^\circ$ | 8. $A = 45.85^\circ$ | 10. $A = 86.73^\circ$ |
| $B = 39.6^\circ$ | $B = 72^\circ$ | $c = 44.6$ | $B = 44.15^\circ$ | $a = 10.05$ |
| $a = 38.4$ | $b = 37.9$ | | $c = 17.18$ | $b = 175.6$ |

32. The Law of Sines Applied to Oblique Triangles.

The same procedure as used for the solution of right triangles by the law of sines can be used for oblique triangles, since the law of sines is applicable to any triangle.

Example 1. Given the oblique triangle in Figure 35 in which $c = 43.7$ ft., $a = 58.9$ ft., and $A = 35^\circ$. Find b , B , and C .

Solution:

$$\frac{c}{\sin C} = \frac{a}{\sin A} = \frac{b}{\sin B}$$

To 58.9 on "D" set 35 on "S"

Opposite 43.7 on "D" read $C = 25.2^\circ$ on "S"

Since $A + B + C = 180^\circ$

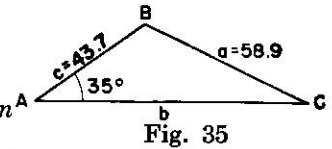
$$B = 180^\circ - (35^\circ + 25.2^\circ) = 119.8^\circ$$

$$\sin 119.8^\circ = \sin (180^\circ - 119.8^\circ) = \sin 60.2^\circ$$

With your slide rule set as above again
Move indicator to 60.2 on "S"

Read $b = 89.1$ ft. on "D" under hairline

Results: $B = 119.8^\circ$, $C = 25.2^\circ$, and $b = 89.1$ ft.



Example 2. Given the oblique triangle in Figure 36 in which $b = 50.0$ ft., $a = 4$ ft., and $B = 68.5^\circ$, determine A , C , and c .

Solution:

To 50.0 on "D" set 68.5 on "S"

Move indicator to 4 on "D"

Under hairline read $A = 4.27^\circ$ on "ST"

Move indicator to 72.77 on "S"

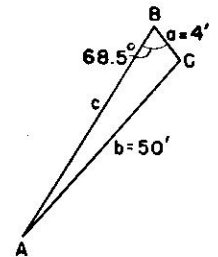
Read $c = 51.3$ ft. on "D" under the hairline.

To obtain $C = 107.23$ we use the relation $C = 180^\circ - (A + B)$ but

$$\sin 107.23^\circ = \sin (180^\circ - 107.23^\circ) = \sin 72.77^\circ$$

72.77° was used above on "S"

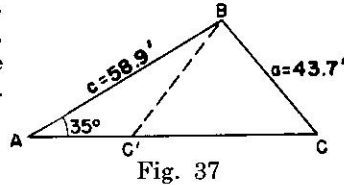
Results: $A = 4.27^\circ$, $C = 107.23^\circ$, and $c = 51.3$ ft.



33. Law of Sines Applied to Oblique Triangles (Continued).

When the given parts of a triangle are two sides and an angle opposite one of them, and when the *side opposite* the given angle is less than the other given side, there may be *two triangles* which have the given parts. In both the cases solved in the previous article, the side opposite the given angle has been *greater* than the other given side.

Example 1. Given the oblique triangle in Figure 37 in which $a = 43.7$ ft., $c = 58.9$ ft., and $A = 35^\circ$, find b , B , and C . The Figure 37 shows the two possible solutions.



Solution: (First)

To 43.7 on "D" set 35 on "S"
 Opposite 58.9 on "D" read $C = 50.5^\circ$ on "S"
 Then $B = 180^\circ - (35^\circ + 50.5^\circ) = 94.5^\circ$
 With rule set as before
 Move indicator to $(180^\circ - 94.5^\circ)$ 85.5 on "S"
 Under hairline read $b = 76.0$ ft.

Results of first solution: $B = 94.5^\circ$, $C = 50.5^\circ$, and $b = 76.0$ ft.

Solution: (Second)

The second solution comes in since the $\sin 50.5^\circ$ is the same as the $\sin (180^\circ - 50.5^\circ)$.
 Therefore, in the second solution $C = 129.5^\circ$.
 To 43.7 on "D" set 35 on "S"
 Opposite 58.9 on "D" read $C = (180^\circ - 50.5^\circ) = 129.5^\circ$.
 Now $B = 180^\circ - (35^\circ + 129.5^\circ) = 15.5^\circ$
 Opposite 15.5 on "S" read $b = 20.35$ ft. on "D".

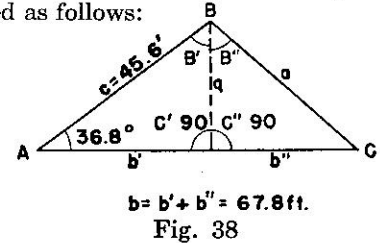
Results of second solution: $B = 15.5^\circ$, $C = 129.5^\circ$, and $b = 20.35$ ft.

The dotted line in Figure 37 shows the position of the leg "a" for the second solution and for this second solution, the angle C is marked C'.

In this Example 1, it should be noticed that *both solutions* were made with the same setting of the slide rule. This is possible since from trigonometry, we know that $\sin A = \sin (180^\circ - A)$.

34. Law of Sines Applied to an Oblique Triangle in Which Two Sides and the Included Angle Are Given.

To solve an oblique triangle when two sides and the included angle are given, it is convenient to think of the triangle made up of *two right triangles*. This is illustrated as follows:



Example 1. Given the oblique triangle in Figure 38 in which $c = 45.6$, $b = 67.8$, and $A = 36.8^\circ$, solve the triangle.

Solution: The dotted line is drawn from B perpendicular to the base. This forms two right triangles. Call the perpendicular "q".

$$\frac{q}{\sin A} = \frac{45.6}{\sin 90^\circ} = \frac{67.8}{\sin B'} \quad (\text{where } B' = 53.2^\circ)$$

To 45.6 on "D" set 90 on "S"
 Move indicator to 36.8 on "S"
 Under hairline read $q = 27.3$ on "D"
 Move indicator to 53.2 on "S"
 Under hairline read $b' = 36.5$ on "D"

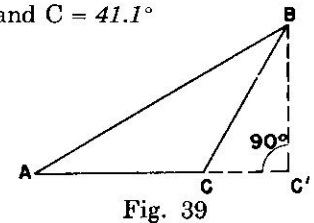
From the right triangle B", C, and C"
 $b'' = 67.8 - 36.5 = 31.3$ and

$$\tan C = \frac{q}{b''} = \frac{27.3}{31.3}$$

Set to 31.3 on "D" 27.3 on "C"
 Opposite right index of "D" read $C = 41.1^\circ$ on "T < 45"
 Set to $q = 27.3$ on "D" 41.1 on "S"
 Opposite $b'' = 31.3$ on "D" read $B'' = 48.9^\circ$ on "S"
 Opposite 90 on "S" read $c'' = 41.5$ on "D"
 $B = B' + B'' = 53.2^\circ + 48.9^\circ = 102.1^\circ$

Results: $c'' = a = 41.5$, $B = 102.1^\circ$, and $C = 41.1^\circ$

If the given angle is greater than 90° , the perpendicular will fall outside the given triangle, but the solution is essentially the same. See Figure 39.



Exercises

Solve the following oblique triangles. The "ST" scale must be used in Exercises 6, 7 and 10.

- | | |
|--|--|
| 1. $c = 75$
$B = 39^\circ$
$C = 105^\circ$ | 6. $a = 4.27$
$A = 3.75^\circ$
$C = 100^\circ$ |
| 2. $a = 12$
$b = 38$
$A = 7.8^\circ$ | 7. $a = 8$
$b = 120$
$B = 60^\circ$ |

(Hint): Two solutions

- | | |
|--|--|
| 3. $b = 7.81$
$c = 19.75$
$C = 97^\circ$ | 8. $a = 120$
$b = 91$
$A = 58^\circ$ |
| 4. $a = 0.7758$
$b = 0.721$
$A = 65^\circ$ | 9. $a = 12.02$
$b = 7.21$
$B = 32.7^\circ$ |
- (Hint): Two solutions
- | | |
|---|---|
| 5. $b = 90.7$
$c = 82.1$
$B = 49.7^\circ$ | 10. $b = 3.21$
$B = 2.39^\circ$
$C = 103.7^\circ$ |
|---|---|

Answers to the above problems.

- | | |
|---|--|
| 1. $a = 45.6$
$b = 48.9$
$A = 36^\circ$ | 2. $b = 63.4$
$c = 64.3$
$B = 76.25^\circ$ |
| 2. <i>First Solution</i>
$c = 48.6$
$B = 25.5^\circ$
$C = 146.7^\circ$ | 2. <i>Second Solution</i>
$c = 26.9$
$B = 154.5^\circ$
$C = 17.7^\circ$ |
| 3. $a = 17.24$
$A = 59.9^\circ$
$B = 23.1^\circ$ | 8. $c = 140.2$
$B = 40.0^\circ$
$C = 82.0^\circ$ |
| 4. $c = 0.722$
$B = 57.4^\circ$
$C = 57.6^\circ$ | 9. <i>First Solution</i>
$c = 13.24$
$A = 64.2^\circ$
$C = 83.1^\circ$ |
| 5. $a = 118.6$
$A = 86.6^\circ$
$C = 43.7^\circ$ | 9. <i>Second Solution</i>
$c = 6.97$
$A = 115.8^\circ$
$C = 31.5^\circ$ |
| | 10. $a = 73.8$
$c = 74.8$
$A = 73.91^\circ$ |

35. Law of Cosines Applied to Oblique Triangles in Which Three Sides Are Given.

When the three sides of a triangle are given, we may find the value of one angle by the use of the law of cosines first, and then having one angle known, solve the other angles by means of the law of sines which is easier to use.

Example 1. Given a triangle in which the sides are $a = 34.5$, $b = 52.3$, and $c = 46.3$. Solve the triangle.

Solution:

The law of cosines is

$$a^2 = b^2 + c^2 - 2bc(\cos A)$$

From this we get

$$\cos A = \frac{b^2 + c^2 - a^2}{2bc}$$

$$\cos A = \sin(90^\circ - A) = \frac{(52.3)^2 + (46.3)^2 - (34.5)^2}{2 \times 52.3 \times 46.3}$$

$$\sin(90^\circ - A) = \frac{3690}{4850}$$

Set to 4850 on "D" 3690 on "C"

Opposite right index of "D" read 49.6 on "S"

This is $(90^\circ - A)$

Therefore, $A = 40.4^\circ$

To 34.5 on "D" set 40.4 on "S"

Opposite $c = 46.3$ on "D" read $C = 60.6$ on "S"

Opposite $b = 52.3$ on "D" read $B = 79$ on "S"

Results: $A = 40.4^\circ$, $B = 79.0^\circ$, and $C = 60.6^\circ$.

Check: $A + B + C = 180^\circ$. Thus, $40.4^\circ + 79.0^\circ + 60.6^\circ = 180^\circ$.

Exercises

Solve the triangles in the following exercises:

- | | | | | |
|---|--|---|---|---|
| 1. $a = 20$
$b = 36.3$
$c = 39.9$ | 3. $a = 0.499$
$b = 0.751$
$c = 0.704$ | 5. $a = 2.97$
$b = 61.0$
$c = 61.4$ | 7. $a = 2.19$
$b = 3.69$
$c = 3.85$ | 9. $a = 469$
$b = 925$
$c = 633$ |
| 2. $a = 3.84$
$b = 9.06$
$c = 8.54$ | 4. $a = 9.75$
$b = 6.49$
$c = 5.79$ | 6. $a = 38.2$
$b = 45.8$
$c = 72.8$ | 8. $a = 87.5$
$b = 46.4$
$c = 62.6$ | 10. $a = 151.0$
$b = 158.0$
$c = 123.8$ |

Answers to the above exercises.

- | | | | | |
|---|--|---|--|--|
| 1. $A = 30^\circ$
$B = 65^\circ$
$C = 85^\circ$ | 3. $A = 40^\circ$
$B = 75^\circ$
$C = 65^\circ$ | 5. $A = 2.75^\circ$
$B = 80.9^\circ$
$C = 96.3^\circ$ | 7. $A = 33.7^\circ$
$B = 69.2^\circ$
$C = 77.1^\circ$ | 9. $A = 27.8^\circ$
$B = 113.2^\circ$
$C = 39.0^\circ$ |
| 2. $A = 25^\circ$
$B = 85^\circ$
$C = 70^\circ$ | 4. $A = 105^\circ$
$B = 40^\circ$
$C = 35^\circ$ | 6. $A = 27^\circ$
$B = 33^\circ$
$C = 120^\circ$ | 8. $A = 105.7^\circ$
$B = 30.7^\circ$
$C = 43.6^\circ$ | 10. $A = 63.5^\circ$
$B = 69.3^\circ$
$C = 47.2^\circ$ |

36. Conversions Between Degrees and Radians.

If an angle is made a central angle of a circle, the number of radians in the angle equals the ratio of the length of the intercepted arc to the length of the radius of the circle. Hence, since an angle of 180° intercepts an arc equal to a semi-circle,

$$180^\circ = \frac{\pi r}{r} = \pi \text{ radians.}$$

Therefore, the following relation can be set up:

$$\frac{\pi}{180} = \frac{R \text{ (number of radians)}}{D \text{ (number of degrees)}}$$

Based on this proportion we have the following GENERAL RULE for conversions between degrees and radians:

Set 180 on "CF" to π right on "DF".

Opposite a given number of degrees on "CF" (or "C") read the equivalent number of radians on "DF" (or "D").

Opposite a given number of radians on "DF" (or "D") read the equivalent number of degrees on "CF" (or "C").

The decimal point is located from a mental estimate.

$$(1 \text{ radian} = \frac{180^\circ}{\pi} = 57.3^\circ).$$

Example 1. How many radians are equivalent to 125.5° ?

Set 180 on "CF" to π right on "DF".

Opposite 125.5 on "CF" (or "C") read 2.19 radians on "DF" (or "D").

Example 2. How many degrees are equivalent to 5.46 radians?

Set 180 on "CF" to π right on "DF".

Opposite 5.46 on "D" read 313° on "C".

If, in conversions between radians and degrees, an accuracy of $\frac{1}{2}\%$ of 1% is sufficient, then the conversion can be made more simply. For small angles $\sin A = A$ (in radians) to a close approximation. Therefore, opposite an angle marked on the "ST" scale, we can read its radian measure $A = \sin A$ on the "C" scale. For $A = 1^\circ$ the error in the approximation is 1 part in 200,000. For $A = 5.74^\circ$, the maximum angle on the "ST" scale, the error is 1 part in 600, or $\frac{1}{6}\%$ of 1%. To this accuracy, then, angles marked in degrees on the "ST" scale have their radian values indicated on the "C" scale, or on the "D" scale if the rule is closed. *Decimal multiples of angles on the "ST" scale will have radian values which are decimal multiples of the values*

read on the "C" scale. Hence the following GENERAL RULE:

To convert between degrees and radians, to an accuracy of $\frac{1}{2}\%$ of 1% or better, read radians on "C" opposite degrees on "ST", or vice versa.

Example 3. How many radians are equivalent to 125.5° ?

Set hairline to 125.5° (or 1.255°) on "ST".

Under hairline on "C" read 2.19 radians.

Example 4. How many degrees are equivalent to 5.46 radians?

Close rule and set hairline to 5.46 on "D".

Under hairline on "ST" read 313° .

Exercises

1. Express the following angles in radians: 3.45° , 76.5° , 45.6° , 0.8° , 48.2° , 346° , 320° , 201° , 308° , and 57.3° .

2. Express the following angles in degrees: 0.089, 2.345, 6.28, 6.34, 5.24, 0.896, 1.0894, 2.34, and 4.72. All given values are in radians.

Answers to the above exercises.

1. 0.0603, 1.336, 0.797, 0.01396, 0.842, 6.04, 5.58, 3.51, 5.38, and 1.00.

2. 5.1° , 134.3° , 360° , 363° , 300° , 51.3° , 62.3° , 134° , and 270° .

37. Sines and Tangents of Small Angles.

The sines and tangents of angles smaller than those given on the "ST" scale can be found by the following approximation:

$$\sin A = \tan A = A \text{ (in radians).}$$

The error in the above approximations is less than 1 part in 10,000 for angles less than 1° .

Therefore, to find the sine or tangent of an angle less than 1° , find the value of the angle in radians. Methods for converting an angle from degrees to radians have been given in Section 36. To locate

decimal points recall that $1^\circ = \frac{\pi}{180} = 0.01745$ radians.

Example 1. Find $\sin 0.2^\circ$.

Set hairline to 0.2° (or 2°) on "ST".

Under hairline on "C" read $\sin 0.2^\circ = 0.00349$ on "D".

If the small angles whose sines or tangents are to be found are given in terms of minutes or seconds, their values in radians may be found by means of the "minute" and "second" marks on the "ST" scale.

$$1' = \frac{1^\circ}{60} = 0.01667^\circ = 0.0003 \text{ radians (approximately).}$$

$$1'' = \frac{1^\circ}{3600} = 0.0002778^\circ = 0.000005 \text{ radians (approximately).}$$

The "minute" mark is placed on the "ST" scale at 1.667° (or 0.01667°) and the "second" mark on the same scale at 2.778° (or 0.0002778°). Below the marks one can read on the "C" scale the values of 1' and 1'' in radians—0.000291 and 0.00000485 respectively. To obtain the radian value for any given angle expressed in minutes or seconds one needs merely to multiply the given number of minutes or seconds times the number of radians in one minute or one second by using the gauge marks. The decimal point is placed by making an approximate mental calculation.

Example 2. Express 16' in radians.

*Set left index of slide opposite 16 on "D".
Opposite "minute" mark on "ST" read
16' = 0.00466 radians on "D".*

Example 3. Find $\tan 23''$.

*Set right index of slide opposite 23 on "D".
Opposite "second" mark on "ST" read \tan
23'' = 0.0001114 on "D".*

Trigonometric functions for angles very near 90° can also be determined by finding the co-named function of the small complementary angles.

Example 4. Find $\tan 89.75^\circ$.

$$\tan 89.75^\circ = \cot 0.25^\circ = \frac{1}{\tan 0.25^\circ}$$

*Set hairline to 0.25° (or 2.5°) on "ST".
Under hairline on "CI" read $\tan 89.75^\circ = 229$.*

Exercises

Find the values of the following:

1. $\sin 3'$
2. $\csc 27''$
3. $\cot 0.05^\circ$
4. $\tan 36''$
5. $\sec 18'$
6. $\sin 9.8'$
7. $\sin 8.6'$
8. $\tan 0.8'$
9. $\cot 0.2'$
10. $\left[\frac{\tan 0.34^\circ}{0.0001237} \right]$

Answers to the above exercises.

1. 0.000873
2. 7640
3. 1146
4. 0.0001747
5. 1.000
6. 0.0000475
7. 0.0025
8. 0.000233
9. 17180
10. 48.0

38. Trigonometric Applications.

Applications Involving Vectors: In engineering and scientific calculations, there are an infinite number of problems whose solution involves the application of vectors.

A vector is a segment of a straight line with an arrowhead on one end. A vector specifies the magnitude and direction of some quantity. In Figure 40 a vector "R" is shown, and a set of X- and Y-axes has been added. The projection of the vector on the X-axis is called the X-component of the vector. It is denoted by R_x and may be calculated from the formula

$$R_x = R \cos A,$$

where R is the magnitude of the vector and A is the angle which the line of the vector would make with the X-axis. Similarly, R_y is the Y-component of the vector, and it may be calculated from the formula

$$R_y = R \sin A.$$

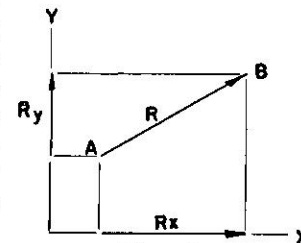


Fig. 40

Complex numbers $X + jY$ have two components along perpendicular axes just as do vectors. The magnitude X is the horizontal component of the complex number, and the magnitude Y is the vertical component. The j indicates that the magnitude Y is to be laid off along the vertical axis. (Mathematically, $j = \sqrt{-1}$ is the unit imaginary number, and the x- and y-axes are called the real and imaginary axes respectively.)

Example 1. Find the magnitude R and the angle A of the complex number $X + jY = 4.3 + j5.7$. See Figure 41.

Solution:

$$\frac{X}{Y} = \cot A \text{ and } R = \frac{X}{\sin(90^\circ - A)}$$

Set right index of slide to 5.7 on "D".

Bring hairline to 4.3 on "D".

Under hairline read $A = 53.0^\circ$ on red "T" scale ($A > 45^\circ$ because $Y > X$.)

Note the acute angle $90^\circ - A = 37.0^\circ$ on black "T" scale

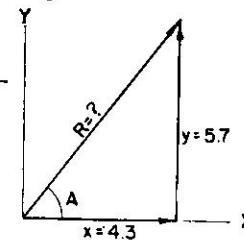


Fig. 41

under hairline.
 Bring 37.0° on black "S" scale under the hairline.
 Opposite right index of slide read $R = 7.15$ on "D".
 Hence, $X + jY = R/A = 7.15/53.0^\circ$.

The process of finding R and A when X and Y are given is called converting from component to polar form for the complex number, or vector. The process occurs so frequently in problems involving vectors that the following general method will be helpful.

GENERAL METHOD. To find the magnitude and angle of a vector whose components are known:

1. Set index of slide to the larger component (X or Y) on "D". Use whichever index will bring the smaller component (Y or X) on "D" opposite some point on the slide scales.
2. Set the hairline to the smaller component (Y or X) on "D".
3. Under hairline on the black "T" (or "ST") scale read the value of the acute angle of the triangle in Figure 41. Write it down.
4. Bring the acute angle on the black "S" scale under the hairline.
5. Opposite the index of the rule read the magnitude of the vector R on "D".
6. Take the angle A of the vector as the acute angle found above or as its complementary angle according to whether $Y < X$ or $Y > X$.

Example 2. An electric circuit has resistance $R = 4.3$ ohms and reactance $X = 3.1$ ohms in series. Find the magnitude Z and angle A of the impedance: $Z/A = R + jX$. See Figure 41a.

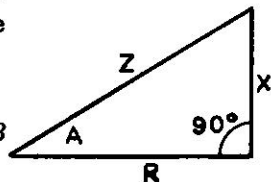


Fig. 41a

Solution:

Set right index of slide to 4.3 on "D".
 Bring hairline to 3.1 on "D".
 Under hairline read $A = 35.8^\circ$ on "T".
 Bring 35.8° on black "S" scale under hairline.
 Opposite right index of slide read $Z = 5.30$ on "D".
 Hence, $R + jX = Z/A = 5.30/35.8^\circ$ ohms.

APPLICATIONS TO RECTILINEAR FIGURES: The solution of many practical problems is made by working with rectilinear figures. A few typical problems are given below as examples of what can be solved by means of the slide rule.

Example 1. Determine the length of the side CD in the Figure 42.

Solution:

$$\text{Write } \frac{24.7}{\sin 80^\circ} = \frac{BD}{\sin 60^\circ} \text{ and } \frac{BD}{\sin 35^\circ} = \frac{CD}{\sin 45^\circ}$$

To 24.7 on "D" set 80 on "S"

Opposite 60 on "S" read $BD = 21.7$

To 21.7 on "D" set 35 on "S"

Opposite 45 on "S" read $CD = 26.8$

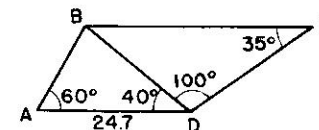


Fig. 42

Or To 24.7 on "D" set 80 on "S"
 Bring indicator to 60 on "S"
 To hairline bring 35 on "S"
 Opposite 45 on "S" read $CD = 26.8$

In the second method for the solution of Example 1, the intermediate value of BD was not read. This is the only difference in the two methods.

Example 2. A surveyor wants to determine the distance between two inaccessible points A and B and the direction of the line between them. He runs the line CD and finds it 375 ft. in length and bears South 15° East. The angles he measures are as indicated in the Figure 43a.

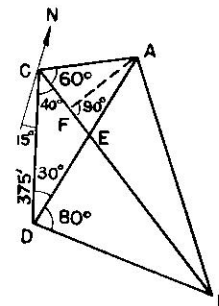


Fig. 43a

Solution: Using the relation between angles in a triangle, determine the various angles of the figure. Next, determine DE and then EB. Next, solve for CE and then EA. Angle AEB is equal to angle CED and thus you can determine two sides (AE and EB) and the included angle.

$$\begin{aligned} \angle CED &= 180^\circ - (40^\circ + 30^\circ) = 110^\circ \\ \sin 110^\circ &\text{ is the same as } \sin (180^\circ - 110^\circ) = \sin 70^\circ \\ \angle AEB &= \angle CED = 110^\circ \\ \angle DEB &= 180^\circ - 110^\circ = 70^\circ \text{ which equals } \angle CEA \\ \angle EBD &= 180^\circ - (70^\circ + 80^\circ) = 30^\circ \\ \angle CAE &= 180^\circ - (70^\circ + 60^\circ) = 50^\circ \end{aligned}$$

Write:

$$\frac{375}{\sin 110^\circ} = \frac{DE}{\sin 40^\circ} \text{ and } \frac{DE}{\sin 30^\circ} = \frac{EB}{\sin 80^\circ}$$

To 375 on "D" set 70 ($180^\circ - 110^\circ$) on "S"
 Move indicator to 40 on "S"
 To hairline bring 30 on "S"
 Opposite 80 on "S" read EB = 506 on "D"

Likewise:

To 375 on "D" set 70 on "S"
 Move indicator to 30 on "S"
 To hairline bring 50 on "S"
 Opposite 60 on "S" read AE = 225.5 on "D"

Drop a perpendicular to CB from A giving AF.

$$\angle AEF = 70^\circ \text{ and } \sin AEF = \frac{AF}{225.5}$$

From this AF = 212 ft.

$$\cos 70^\circ = \frac{EF}{225.5} \text{ from which}$$

$$EF = 77.2 \text{ ft.}$$

$$BF = 77.2 + 506 = 583.2$$

$$\text{Now } \tan FBA = \frac{FA}{FB} = \frac{212}{583.2}$$

$$\angle FBA = 19.95^\circ$$

To 212 on "D" set 19.95° on "S"

Opposite 90 on "S" read AB = 622 on "D"

To determine the direction, add $15^\circ + 40^\circ$ and subtract 19.95° . This gives 35.05° off of North. Therefore, AB is South 35.05° East.

Results: AB = 622 ft., and AB is S 35.05° E. See Figure 43b.

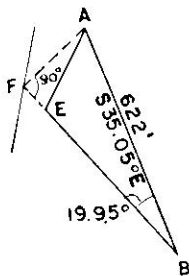


Fig. 43b

Example 3. The diameter of a circle is the base of a triangle having a 7.23 ft. leg. If the diameter of the circle is 14.34 ft., determine the angles of the triangle and the other side.

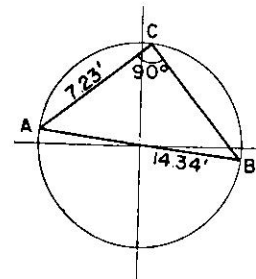


Fig. 44

Solution: The triangle and the inscribing circle are shown in Figure 44.

The side AB is the diameter and angle C is 90° .

Use the law of sines to solve this triangle.

To 14.34 on "D" set left index of "C"

This is the same as placing 90 on "S" opposite 14.34 on "D"

Opposite 7.23 read B = 30.3°

Opposite $(90^\circ - 30.3^\circ) = 59.7^\circ$ on "S" read

$$a = 12.37 \text{ on "D"}$$

For the last step 59.7 is off the rule with the setting given. To obtain the reading, you must bring the right index of "C" (90° on "S") to 14.34 on "D". Now opposite 59.7° on "S", you can read $a = 12.37$ on "D".

Exercises

1. Determine the unknown angles and the unknown magnitudes of the vectors of (a) Fig. 45, (b) Fig. 46, (c) Fig. 47, and (d) Fig. 48.

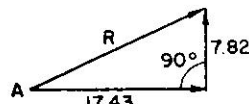


Fig. 45

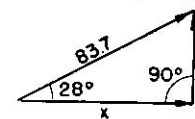


Fig. 46

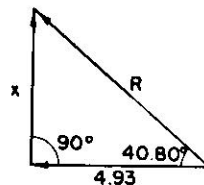


Fig. 47

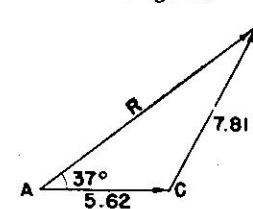


Fig. 48

2. The rectangular components of a vector are + 13.45 feet horizontally and + 7.45 feet vertically. Determine the magnitude of the vector and the angle it makes with the horizontal.

3. Find the horizontal and vertical components of a vector having a magnitude of 56.7 pound, and making an angle of 19.5° with the horizontal.

4. A 34.5 pound vector and an unknown vector "r" have as a resultant a 67.5 pound vector which makes a 32° angle with the 34.5 pound vector. Determine the unknown vector "r". See Figure 49.

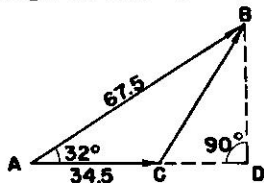


Fig. 49

5. Determine the magnitude and the angle of the vector (measured counter-clockwise from the positive X-axis) representing the complex numbers $-3.57 + j5.67$.

6. Determine the length of the unknown side (marked with a letter) in the rectilinear figures shown in (a) Figure 50, (b) Figure 51, and (c) Figure 52.

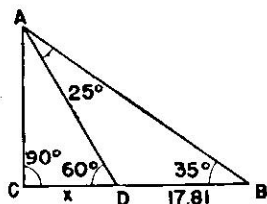


Fig. 50

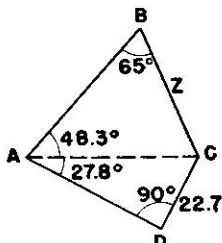


Fig. 51

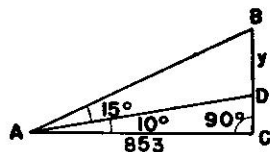


Fig. 52

7. AB is vertical in Figure 53 and represents a tower on a hill. The line CD was measured and found to be 1248' in length. The angles were measured and are as given in the figure. Determine the height of the tower AB.

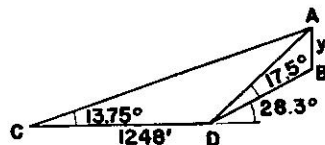


Fig. 53

Answers to the above exercises:

1. (a) $A = 24.15^\circ$ (b) $Y = 39.3$ (c) $X = 4.27$ (d) $B = 25.65$
 $R = 19.14$ $X = 73.8$ $R = 6.52$ $C = 117.35^\circ$
 $R = 11.54$
2. $R = 15.39$ 3. $Y = 18.86$ lb. 4. $R = 42.3$ lb. 5. $A = 122.2^\circ$
 $A = 29^\circ$ $X = 53.4$ lb. $R = 6.70$
6. (a) $X = 12.08$ (b) $Z = 40.1$ (c) $Y = 248$
7. $Y = 191$ ft.

CHAPTER VII EXPONENTS, LOGARITHMS, AND THE "L" SCALE

39. Exponents.

In Chapter 4, the squares of numbers were obtained by the use of the following scales: "C", "D", "A", and "B". The notation used was

$$4^2 = 4 \times 4 \text{ or } 16$$

This small number to the upper right of the 4 is called the exponent. If 4 is to be cubed, it is written as 4^3 ; and in this case, the exponent is 3. Another term used for "exponent" is the "power" of the number.

Four raised to the second power is 4^2 , or four raised to any power "a" is 4^a . The "4" in this case is called by definition the "base". Thus, any number can be a so called "base".

A short table using 10 as a base follows:

$10^1 = 10$	= 10
$10^2 = 10 \times 10$	= 100
$10^3 = 10 \times 10 \times 10$	= 1,000
$10^5 = 10 \times 10 \times 10 \times 10 \times 10$	= 100,000

From this we see that $100 \times 1,000 = 100,000$

Since 100 is 10^2 and 1000 is 10^3 , we may write

$$10^2 \times 10^3 = 10^{2+3} = 10^5$$

In this manner, we are using the *addition* of the exponents to obtain our results. Thus, in the *multiplication* of exponential terms TO THE SAME BASE, *add* the exponents for the result.

$$100,000 \div 100 = 1,000 \text{ or } \frac{10^5}{10^2} = 10^{5-2} = 10^3$$

From this and the above table, it is seen that in order to *divide* exponential terms TO THE SAME BASE, it is only necessary to *subtract* their exponents.

ILLUSTRATION: What is the value $\frac{2^7}{2^4}$?

$$\frac{2^7}{2^4} = \frac{2 \times 2 \times 2 \times 2 \times 2 \times 2 \times 2}{2 \times 2 \times 2 \times 2} = 2^3$$

$$\text{or } \frac{2^7}{2^4} = 2^{7-4} = 2^3 \text{ (the same as before)}$$

In this illustration, the number "2" is used as the base.

40. Negative Exponents.

If 10^3 is divided by 10^5 , the result would be 10^{3-5} or 10^{-2} . This indicates that the result is $\frac{1}{100}$. Thus, using 10 as a base and for any negative exponent, the result can be indicated by $1 \div 10^{+a}$, where "a" was the negative exponent.

ILLUSTRATION: What is $10^2 \div 10^7$?

$$10^{2-7} = 10^{-5} \text{ or this may be written as}$$

$$10^{2-7} = 10^{-5} = \frac{1}{10^5}$$

41. Notation Using the Base "10".

It is often convenient to change a number by either multiplying or dividing it by 10 to some exponent.

ILLUSTRATION: Change the number 30,000,000 to a more convenient form.

Divide this by 10^6 and write the number as 30×10^6

Or divide by 10^7 and write the number as 3×10^7

Change the number 0.000065 to a more convenient form.

Multiply this number by 10^5 and write the number as 6.5×10^{-5}

In the first illustration, the exponent of 10 is positive; and this indicates that the actual number of digits to the right of the number is the same as the exponent of 10. In the second illustration, the actual number of places to the left of the decimal as indicated by 10^{-5} is 5.

In each case, the number of places through which the decimal point moves is equal to the exponent of ten.

ILLUSTRATION: Evaluate $3450 \times 732 \times 0.032$

First, this can be changed to

$$3.45 \times 10^3 \times 7.32 \times 10^2 \times 3.2 \times 10^{-2}$$

Again, write it as

$$3.45 \times 7.32 \times 3.2 \times 10^{3+2-2}$$

To 7.32 on "D" set 3.2 on "CP"

Bring the indicator to 3.45 on "C" and

Read the answer as 80.8 on "D" under hairline.

Correct answer is then 80.8×10^3 or 80,800

42. Logarithms.

Logarithms are exponents. A base is selected, and the logarithm of a given number to this base is simply the *exponent* of the base that will yield the given number. Tables of common logarithms refer to the base 10.

Since $\log 25 = 1.398$, therefore $10^{1.398} = 25$.

Since $\log 4 = 0.602$, therefore $10^{0.602} = 4$.

When multiplying or dividing numbers, one adds or subtracts their logarithms to find the logarithm of the result. This is true because the logarithms are simply exponents and obey the laws of exponents.

Thus, $4 \times 25 = 10^{0.602} \times 10^{1.398} = 10^{0.602 + 1.398} = 10^2 = 100$.

Or $\log (4 \times 25) = \log 4 + \log 25 = 0.602 + 1.398 = 2$.

Since $1 = 10^0$ and $10 = 10^1$, therefore numbers between 1 and 10 will have logarithms between 0 and 1. Numbers less than 1 will have logarithms less than 0, i.e. negative logarithms. Numbers greater than 10 will have logarithms greater than 1. In general, the logarithm of a given number consists of a whole number, the *characteristic*, plus a decimal portion, the *mantissa*. These two portions are the two exponents obtained when the given number is expressed as the product of a number between 1 and 10 multiplied times an integral power of 10. Thus,

$$2,500 = 2.5 \times 10^3 = 10^{0.398} \times 10^3 = 10^{3 + 0.398}, \text{ or}$$

$$\log 2,500 = 3 + 0.398 = 3.398.$$

The characteristic is the integral power of 10 and the mantissa is the decimal portion. Similarly,

$$0.025 = 2.5 \times 10^{-2} = 10^{0.398} \times 10^{-2} = 10^{-2 + 0.398}, \text{ or}$$

$$\log 0.025 = -2 + 0.398 = 8.398 - 10.$$

Since the integral power of 10 is always equal to the number of places through which the decimal point must be shifted to change the given number to a number between 1 and 10, therefore the characteristic of the logarithm may be read off by counting this number of places the decimal point shifts.

43. The "L" (Logarithmic) Scale.

The "L" scale is a simple scale of equal parts marked with values ranging from 0 to 1 over a scale length of 25 centimeters. It is the top scale pictured in Figure 2a of this MANUAL. Consequently, values read on the "L" scale are the mantissas of the opposed numbers on the "D" scale.

ILLUSTRATION: What is the logarithm of 456?

$456 = 4.56 \times 10^2$. Characteristic is 2.

Set hairline to 4.56 on "D".

Under hairline on "L" read 0.659, the mantissa.

Therefore, $\log 456 = 2.659$.

ILLUSTRATION: What is the logarithm of 0.0752?

$0.0752 = 7.52 \times 10^{-2}$. Characteristic is -2.

Set hairline to 7.52 on "D".

Under hairline on "L" read 0.8761, the mantissa.

Therefore, $\log 0.0752 = -2 + 0.8761 = 8.8761 - 10$.

44. Calculations by Logarithms.

The logarithm of a number to the base 10 is defined as the exponent of 10 that will give the number. Thus,

$$10^2 = 100$$

Therefore, the logarithm of 100 is 2 because 10 raised to the second power gives 100.

Likewise, $\log 34.5 = 1.5378$. This means

$$10^{1.5378} = 34.5$$

Since the logarithms as given on the "L" scale are all to the base ten, one can multiply and divide by obtaining the logarithms of the numbers and then either adding or subtracting the logarithms depending upon whether you want to multiply or divide. The addition and subtraction of the logarithms is the same as the addition or subtraction of exponents as explained in article 39—the base being 10 in this case.

ILLUSTRATION: Evaluate $\frac{34.5 \times 9716}{3.24}$

Obtain the $\log 34.5 = 1.5378$

Obtain the $\log 9716 = 3.9875$

Their sum is 5.5253

Obtain the $\log 3.24 = 0.5106$

Their difference is 5.0147

Set the indicator to 0.0147 on "L" scale

Under hairline read 1.034

Characteristic is 5; therefore, the answer is

$$1.034 \times 10^5 = 103,400.$$

This indicates a method of calculating problems as above, but as this can be done easier with the "C", "D", etc., scales, the "L" scale is used primarily when numbers with exponents are to be either multiplied or divided.

ILLUSTRATION: Evaluate $\frac{(3.24)^{2.5} (45.6)}{(34.5)^{1.35}}$

Analyzing this computation: The $\log (3.24)^{2.5}$ is equal to $2.5 \times \log 3.24$ and the $\log (34.5)^{1.35}$ is $1.35 \times \log 34.5$. Therefore, obtain the log of these numbers and multiply them by their respective exponents.

SOLUTION: Log 3.24 as read on "L" scale is 0.511

Log 34.5 as read on "L" scale is 1.538

Log 45.6 as read on "L" scale is 1.659

Set 0.511 on "CI" to 2.5 on "D"

Read 1.278 on "D" opposite 1 on "C"

Set 1 on "C" to 1.35 on "D"

Opposite 1.538 on "C" read 2.075 on "D"

$$2.5 \times \log 3.24 = 2.5 \times 0.511 = 1.278$$

$$\text{Log } 45.6 = 1.659$$

$$\text{Their sum is } 2.937$$

$$\text{Subtract } 1.35 \times \log 34.5 \quad 2.075$$

$$\text{This difference is } 0.862$$

Set hairline to 0.862 on "L" scale

Under hairline read 7.27 on "D".

The "L" scale, can be used in the same manner as a table of logarithms. This was done in the above illustration.

Exercises

1. By use of the "L" scale, determine the logarithms of the following numbers: 3.45, 34.5, 34500, 52.9, 0.00845, 0.95638, 4.56, 34.92, 5.6638, 0.056638, 78.48×10^{-2} .

2. Evaluate the following problems:

- | | | |
|---------------------------------------|---|--|
| (a) $4^{2.13}$ | (e) $34.5 \times \sqrt[3]{8.1}$ | (h) $10^{3.2} \times 10^{-4.2} \times 10^{6.25}$ |
| (b) $3.45 \times (8.4)^{0.8}$ | (f) $\frac{(3.75)^{0.9}}{10^{2.50}}$ | (i) $(2.34 \times 10^{-3}) (54.7 \times 10^3)$ |
| (c) $(23.5)^{2.1} \times \sqrt{3.78}$ | (g) $\frac{10^{0.75} \times 10^{4.5}}{10^{5.25}}$ | (j) $3^{0.45} \times 3^{-1.07} \times 3^{0.82}$ |
| (d) $(7.32)^{1.2} (34.7)^{0.85}$ | | |

Answers to the above exercises

- | | | | |
|---|----------|---------------------------|-----------------------|
| 1. 0.538, 1.538, 4.538, 1.724, 7.927-10, 9.981-10, 0.659, 1.543, 0.753, 8.753-10, 9.895-10. | | | |
| 2. (a) 19.2 | (d) 9.37 | (g) $10^0 = 1$ | (j) $3^{0.2} = 1.246$ |
| (b) 18.92 | (e) 29.8 | (h) $10^{5.25} = 178,000$ | |
| (c) 1480 | (f) 316 | (i) 1.28 | |

CHAPTER VIII

**MATHEMATICAL FORMULAE AND
CONVERSION TABLES**

The following pages are added to this manual for your convenience in working slide rule problems relating to: Plane Trigonometry, Solid Geometry, and Spherical Trigonometry. Also added are six pages of conversion factors which are commonly needed for many types of mathematical computation.

50. Plane Trigonometry.

Right Triangle

$$\sin A = \frac{a}{c}$$

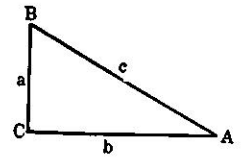
$$\cos A = \frac{b}{c}$$

$$\tan A = \frac{a}{b}$$

$$\cot A = \frac{b}{a}$$

$$\sec A = \frac{c}{b}$$

$$\operatorname{cosec} A = \frac{c}{a}$$



$$\sin A = \cos\left(\frac{\pi}{2} - A\right) = -\cos\left(\frac{\pi}{2} + A\right)$$

$$\cos A = \sin\left(\frac{\pi}{2} - A\right) = \sin\left(\frac{\pi}{2} + A\right)$$

$$\tan A = \cot\left(\frac{\pi}{2} - A\right) = -\cot\left(\frac{\pi}{2} + A\right)$$

$$\cot A = \tan\left(\frac{\pi}{2} - A\right) = -\tan\left(\frac{\pi}{2} + A\right)$$

$$\sec A = \operatorname{cosec}\left(\frac{\pi}{2} - A\right) = \operatorname{cosec}\left(\frac{\pi}{2} + A\right)$$

$$\operatorname{cosec} A = \sec\left(\frac{\pi}{2} - A\right) = -\sec\left(\frac{\pi}{2} + A\right)$$

$$\sin(-A) = -\sin A$$

$$\cos(-A) = \cos A$$

$$\tan(-A) = -\tan A$$

$$\cot(-A) = -\cot A$$

$$\sec(-A) = \sec A$$

$$\operatorname{cosec}(-A) = -\operatorname{cosec} A$$

NUMERICAL VALUES

Angle.....	0°	30°	45°	60°	90°
sin.....	0	$\frac{1}{2}$	$\frac{\sqrt{2}}{2}$	$\frac{\sqrt{3}}{2}$	1
cos.....	1	$\frac{\sqrt{3}}{2}$	$\frac{\sqrt{2}}{2}$	$\frac{1}{2}$	0
tan.....	0	$\frac{\sqrt{3}}{3}$	1	$\sqrt{3}$	∞
cot.....	∞	$\sqrt{3}$	1	$\frac{\sqrt{3}}{3}$	0

MATHEMATICAL FORMULAE

Plane Geometrical Figures

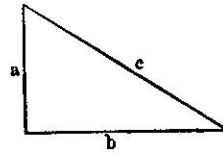
Right Triangle

$$c = \sqrt{a^2 + b^2}$$

$$a = \sqrt{c^2 - b^2}$$

$$b = \sqrt{c^2 - a^2}$$

$$\text{area} = \frac{1}{2} ab$$

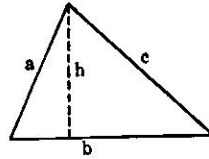


Any Triangle

$$\text{area} = \frac{1}{2} bh$$

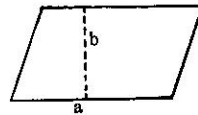
$$\text{area} = \sqrt{s(s-a)(s-b)(s-c)}$$

$$s = \frac{1}{2} (a + b + c)$$



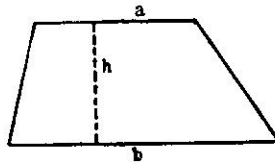
Parallelogram

$$\text{area} = ab$$



Trapezoid

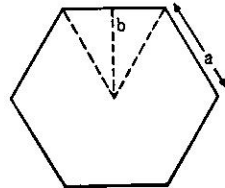
$$\text{area} = \frac{1}{2} h (a + b)$$



Regular Polygon

$$\text{area} = \frac{1}{2} abn$$

n = number of sides



Parabola

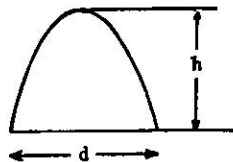
$$\text{length of arc} = \frac{d^2}{8h} \left[\sqrt{c(1+c)} + \right.$$

$$\left. 2.3026 \log_{10}(\sqrt{c} + \sqrt{1+c}) \right]$$

in which

$$c = \left(\frac{4h}{d} \right)^2$$

$$\text{area} = \frac{2}{3} dh$$



MATHEMATICAL FORMULAE

Plane Geometrical Figures.

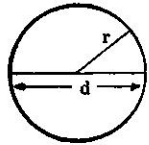
Circle

$$\text{circumference} = 2 \pi r$$

$$= \pi d$$

$$\text{area} = \pi r^2$$

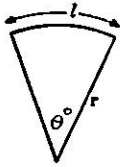
$$= \pi \frac{d^2}{4}$$



Sector of Circle

$$\text{arc} = l = \pi r \frac{\theta^\circ}{180^\circ}$$

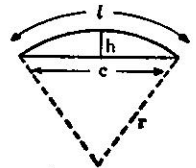
$$\text{area} = \frac{1}{2} rl = \pi r^2 \frac{\theta^\circ}{360^\circ}$$



Segment of Circle

$$\text{chord} = c = 2\sqrt{2hr - h^2}$$

$$\text{area} = \frac{1}{2} rl - \frac{1}{2} c (r - h)$$



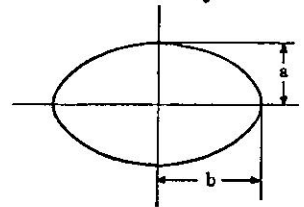
Ellipse

$$\text{circumference} =$$

$$\pi (a+b) \frac{64 - 3 \left(\frac{b-a}{b+a} \right)^4}{64 - 16 \left(\frac{b-a}{b+a} \right)^2}$$

(close approximation)

$$\text{area} = \pi ab$$

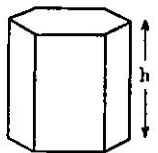


Solid Geometrical Figures.

Right Prism

$$\text{lateral surface} = \text{perimeter of base} \times h$$

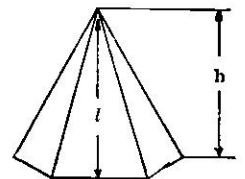
$$\text{volume} = \text{area of base} \times h$$



Pyramid

$$\text{lateral area} = \frac{1}{2} \text{perimeter of base} \times l$$

$$\text{volume} = \text{area of base} \times \frac{h}{3}$$



MATHEMATICAL FORMULAE

Solid Geometrical Figures.

Frustum of Pyramid

lateral surface = $\frac{1}{2} l (P + p)$

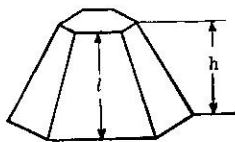
P = perimeter of lower base

p = perimeter of upper base

volume = $\frac{1}{3} h [A + a + \sqrt{Aa}]$

A = area of lower base

a = area of upper base

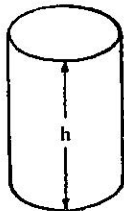


Right Circular Cylinder

lateral surface = $2 \pi r h$

r = radius of base

volume = $\pi r^2 h$

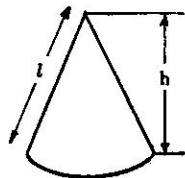


Right Circular Cone

lateral surface = $\pi r l$

r = radius of base

volume = $\frac{1}{3} \pi r^2 h$



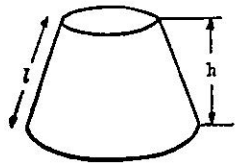
Frustum of Right Circular Cone

lateral surface = $\pi l (R + r)$

R = radius of lower base

r = radius of upper base

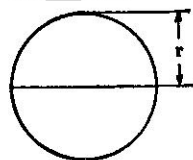
volume = $\frac{1}{3} \pi h [R^2 + Rr + r^2]$



Sphere

surface = $4 \pi r^2$

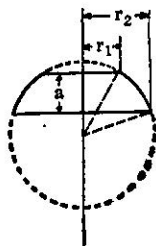
volume = $\frac{4}{3} \pi r^3$



Segment of Sphere

volume of segment

= $\frac{1}{6} a \pi [3 (r_1^2 + r_2^2) + a^2]$



MATHEMATICAL FORMULAE

Spherical Trigonometry.

Right Spherical Triangles

$\cos c = \cos a \cos b$

$\cos A = \tan b \cot c$

$\sin a = \sin c \sin A$

$\cos B = \tan a \cot c$

$\sin b = \sin c \sin B$

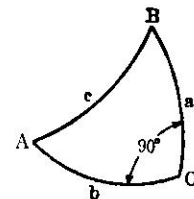
$\sin b = \tan a \cot A$

$\cos A = \cos a \sin B$

$\sin a = \tan b \cot B$

$\cos B = \cos b \sin A$

$\cos c = \cot A \cot B$



Oblique Spherical Triangles

$\frac{\sin a}{\sin A} = \frac{\sin b}{\sin B} = \frac{\sin c}{\sin C}$

$\cos a = \cos b \cos c + \sin b \sin c \cos A$

$\cos A = \sin B \sin C \cos a - \cos B \cos C$

$\cot a \sin b = \cot A \sin C + \cos C \cos b$

$s = \frac{1}{2} (a + b + c)$

$S = \frac{1}{2} (A + B + C)$

$\sin \left(\frac{A}{2} \right) = \sqrt{\frac{\sin (s-b) \sin (s-c)}{\sin b \sin c}}$

$\cos \left(\frac{A}{2} \right) = \sqrt{\frac{\sin s \sin (s-a)}{\sin b \sin c}}$

$\tan \left(\frac{A}{2} \right) = \sqrt{\frac{\sin (s-b) \sin (s-c)}{\sin s \sin (s-a)}}$

$\sin \left(\frac{a}{2} \right) = \sqrt{\frac{\cos S \cos (S-A)}{\sin B \sin C}}$

$\cos \left(\frac{a}{2} \right) = \sqrt{\frac{\cos (S-B) \cos (S-C)}{\sin B \sin C}}$

$\tan \left(\frac{a}{2} \right) = \sqrt{\frac{\cos S \cos (S-A)}{\cos (S-B) \cos (S-C)}}$

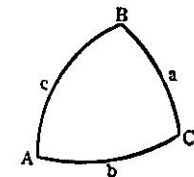
$\tan \frac{1}{2} (a-b) = \frac{\sin \frac{1}{2} (A-B)}{\sin \frac{1}{2} (A+B)} \tan \frac{1}{2} c$

$\tan \frac{1}{2} (a+b) = \frac{\cos \frac{1}{2} (A-B)}{\cos \frac{1}{2} (A+B)} \tan \frac{1}{2} c$

$\tan \frac{1}{2} (A-B) = \frac{\sin \frac{1}{2} (a-b)}{\sin \frac{1}{2} (a+b)} \cot \frac{1}{2} C$

$\tan \frac{1}{2} (A+B) = \frac{\cos \frac{1}{2} (a-b)}{\cos \frac{1}{2} (a+b)} \cot \frac{1}{2} C$

$\tan \frac{1}{2} c = \frac{\sin \frac{1}{2} (A+B) \tan \frac{1}{2} (a-b)}{\sin \frac{1}{2} (A-B)}$



DIETZGEN CONVERSION TABLES

Multiply	by	to obtain	Multiply	by	to obtain
Abamperes	10^{10}	amperes.	bushels (cont.)	0.03524	cubic meters.
abamperes per sq. cm.	64.52×10^{10}	stamperes.	"	4	pecks.
abampere-turns	10	amperes per sq. inch.	"	64	quarts (dry).
	10	ampere-turns.		32	
abampere-turns per cm.	25.40	gilberts.	Centares	1	square meters.
abcouombs	10^{10}	ampere-turns per inch.	centigrams	0.01	grams.
abcouombs per sq. cm.	64.52×10^{10}	coulombs.	centifilers	0.3937	filers.
abfarads	10^{15}	coulombs per sq. inch.	centimeters	0.01	inches.
	9×10^{20}	farads.	"	393.7	meters.
abhenries	10^{-9}	microfarads.	"	10	milis.
	10^{-9}	statarads.	centimeter-dynes	1.020×10^{-5}	millimeters.
	10^{-9}	henries.	"	1.020×10^{-8}	centimeter-grams.
	1.9×10^{-20}	milihenries.	"	7.376×10^{-9}	meter-kilograms.
abmhos per cm. cube	10^{17}	stathenries.	centimeter-grams	980.7	pound-foot.
	1.662×10^{12}	mhos per meter-gram.	"	10^{-9}	centimeter-dynes.
	10^3	mhos per mil foot.	"	7.233×10^{-9}	meter-kilograms.
abohms	10^{-15}	megohms per cm. cube.	centimeters of mercury	0.01316	pound-foot.
	10^{-9}	megohms.	"	0.4461	atmospheres.
	10^{-9}	microhms.	"	136.0	feet of water.
	$1/9 \times 10^{-20}$	ohms.	"	27.85	kgs. per square meter.
abohms per cm. cube	10^{-3}	stallohms.	"	0.1934	pounds per sq. foot.
	6.015×10^{-3}	microhms per cm. cube.	centimeters per second	1.969	pounds per sq. inch.
	10^{-6}	ohms per mil foot.	"	0.03281	feet per minute.
abvolts	$1/3 \times 10^{-10}$	ohms per meter-gram.	"	0.036	feet per second.
	10^{-8}	stallohms.	"	0.6	kilometers per hour.
acres	43,560	volts.	"	0.2237	meters per minute.
	4047	square feet.	"	3.728×10^{-4}	miles per hour.
	1.562×10^{-12}	square meters.	cms. per sec. per sec.	0.03281	feet per sec. per sec.
	5645.38	square miles.	"	0.036	kms. per hour per sec.
	4848	square varas.	"	0.02237	miles per hour per sec.
acre-foot	43,560	square yards.	circutar mils.	5.067×10^{-6}	square centimeters.
	3.253×10^5	cubic-foot.	"	7.854×10^{-7}	square inches.
amperes	$1/10$	gallons.	"	0.7854	square mils.
	3×10^9	abamperes.	cord-foot	$4 \text{ ft.} \times 4 \text{ ft.} \times 1 \text{ ft.}$	cubic feet.
amperes per sq. cm.	6.452	stamperes.	cords	$8 \text{ ft.} \times 4 \text{ ft.} \times 4 \text{ ft.}$	cubic feet.
amperes per sq. inch.	0.01550	amperes per sq. inch.	coulombs	$1/10$	cubic feet.
	0.1550	abamperes per sq. cm.	"	3×10^9	abcouombs.
	4.650×10^9	amperes per sq. cm.	coufombs per sq. inch.	0.01550	stalcoulombs.
ampere-turns	$1/10$	stalamperes.	"	0.1550	coufombs per sq. cm.
	1.257	amperes.	"	4.650×10^9	stacoulbs. per sq. cm.
ampere-turns per cm.	2.540	stamperes.	cubic centimeters	3.531×10^{-2}	cubic feet.
ampere-turns per inch	0.03937	amperes per sq. inch.	"	6.102×10^{-2}	cubic inches.
	0.3937	abamperes per sq. cm.	"	10^{-6}	cubic meters.
	0.4950	ampere-turns per cm.	"	1.308×10^{-6}	cubic yards.
ares	0.02471	gilberts per cm.	"	2.642×10^{-4}	gallons.
	100	acres.	"	10^{-3}	liters.
atmospheres	76.0	square meters.	"	2.113×10^{-3}	pints (liq.).
	29.92	cms. of mercury.	"	1.057×10^{-3}	quarts (liq.).
	33.90	inches of mercury.	"	2.832×10^4	cubic cms.
	10.333	feet of water.	cubic feet	1728	cubic inches.
	14.70	kgs. per square meter.	"	0.02832	cubic meters.
	1.058	pounds per sq. inch.	"	0.03704	cubic yards.
		tons per sq. foot	"	7.481	gallons.
Bars	9.870×10^{-7}	atmospheres.	"	28.32	liters.
	0.01020	dynes per sq. cm.	"	59.84	pints (liq.).
	2.089×10^{-8}	kgs. per square meter.	"	29.92	quarts (liq.).
	1.450×10^{-5}	pounds per sq. foot.	cubic feet per minute	472.0	cubic cms. per sec.
board-foot	$144 \text{ sq. in.} \times 1 \text{ in.}$	pounds per sq. inch.	"	0.1247	gallons per sec.
British thermal units.	0.2520	cubic inches.	"	0.4720	liters per second.
	777.5	kilogram-calories.	"	62.4	lbs. of water per min.
	3.927×10^{-4}	foot-pounds.	"	16.39	cubic centimeters.
	10^5	horse-power-hours.	"	5.787×10^{-4}	cubic feet.
	107.5	joules.	"	1.639×10^{-5}	cubic meters.
	2.926×10^{-4}	kilogram-meters.	"	2.143×10^{-5}	cubic yards.
Bt. u. per min.	12.96	foot-wall-hours.	"	4.329×10^{-2}	gallons.
	0.02356	foot-pounds per sec.	"	1.639×10^{-2}	liters.
	0.01757	horse-power.	"	0.03463	pints (liq.).
	17.57	kilowatts.	"	0.01732	quarts (liq.).
B.t.u. per sq. ft. per min.	0.1220	watts.	cubic meters	10 ⁶	cubic centimeters.
bushels	1.244	watts per square inch.	"	25.31	cubic feet.
	2150	cubic feet.	"	61.023	cubic inches.
		cubic inches.	"	1.308	cubic yards.

DIETZGEN CONVERSION TABLES

Multiply	by	to obtain	Multiply	by	to obtain
cubic meters (cont.)	264.2	gallons.	feet per minute (cont.)	0.01136	miles per hour.
"	10 ³	liters.	feet per second	30.48	centimeters per sec.
"	2113	pints (liq.).	"	1.097	kilometers per hour.
"	1057	quarts (liq.).	"	0.5921	knots per hour.
cubic yards	7.646×10^3	cubic centimeters.	"	18.29	meters per minute.
"	27	cubic feet.	"	0.6916	miles per hour.
"	46.656	cubic inches.	"	0.01136	milis per minute.
"	0.7646	cubic meters.	feet per 100 feet	1	per cent grade.
"	202.0	gallons.	feet per sec. per sec.	30.48	cms. per sec. per sec.
"	764.6	liters.	"	1.097	kms. per hr. per sec.
"	1616	pints (liq.).	"	0.3048	meters per sec. per sec.
"	807.9	quarts (liq.).	"	0.6916	Britis therml units.
cubic yards per minute	0.45	cubic feet per second.	foot-pounds	1.286×10^{-5}	ergs.
"	3.367	gallons per second.	"	1.356×10^{-7}	horse-power-hours.
"	12.74	liters per second.	"	5.858×10^{-7}	joules.
Days	24	hours.	"	1.356	kilogram-calories.
	1440	minutes.	"	0.1393	kilogram-meters.
	86,400	seconds	"	3.766×10^{-7}	kilowatt-hours.
decalgrams	0.1	grams.	foot-pounds per minute	1.286×10^{-8}	B.t. units per minute.
deciliters	0.1	liters.	"	0.01667	foot-pounds per sec.
decimeters	0.1	meters.	"	0.03048×10^{-5}	horse-power.
degrees (angle)	60	minutes.	"	3.241×10^{-4}	kg.-calories per min.
"	0.01745	radians.	"	2.260×10^{-5}	kilowatts.
"	3600	seconds.	foot-pounds per second	7.717×10^{-2}	B.t. units per minute.
degrees per second	0.01745	radians per second.	"	1.818×10^{-3}	horse-power.
"	0.002778	revolutions per min.	"	1.945×10^{-3}	kg.-calories per min.
"	10	revolutions per sec.	"	1.356×10^{-3}	kilowatts.
dekagrams	10	grams.	francs (French)	0.193	dollars (U. S.).
dekakilites	10	liters.	"	0.811	marks (German).
dekameters	10	meters.	"	0.039565	pounds sterling (Brit.).
dollars (U.S.)	5.182	francs (French).	furlongs	40	rods.
"	4.20	marks (German).	Gallons	3785	cubic centimeters.
"	0.2055	pounds sterling (Brit.).	"	0.1337	cubic feet.
"	4.11	shillings (British).	"	231	cubic inches.
drams	1.772	grams.	"	3.785×10^{-3}	cubic meters.
"	0.0625	ounces	"	4.951×10^{-3}	cubic yards.
dynes	1.020×10^{-5}	grams.	"	4	liters.
"	7.233×10^{-5}	poundals.	"	4	pints (liq.).
"	2.248×10^{-6}	pounds.	"	4	quarts (liq.).
"	1	bars.	gallons per minute	2.228×10^{-8}	cubic feet per second
Ergs	9.486×10^{-11}	British thermal units.	"	0.06308	liters per second.
"	1	dync-centimeters.	gausses	6.452	lines per square inch.
"	7.378×10^{-8}	foot-pounds.	gilberts	0.7958	abampere-turns.
"	1.020×10^{-3}	gram-centimeters.	"	2.021	ampere-turns.
"	10^{-7}	joules.	gilberts per centimeter	0.1183	ampere-turns per inch.
"	2.390×10^{-11}	kilogram-calories.	gills	0.25	liters.
"	1.020×10^{-8}	kilogram-meters.	grains (troy)	1	pints (liq.).
ergs per second	5.692×10^{-8}	B.t. units per minute.	"	0.06480	grams (av.).
"	4.426×10^{-6}	foot-pounds per min.	"	0.04167	grams.
"	7.376×10^{-8}	foot-pounds per sec.	"	990.7	poonyweights (troy).
"	1.341×10^{-10}	horse-power.	"	15.43	grains (troy).
"	1.434×10^{-9}	kg.-calories per min.	"	10^{-5}	kilograms.
"	10^{-10}	ki owatts.	"	10 ⁻⁵	milligrams.
Farads	10^{-9}	abfarads.	"	0.03527	ounces (troy).
"	10^9	microfarads.	"	0.03215	ounces (troy).
"	9×10^{11}	statarads.	"	0.07093	pounds.
feet	0	feet.	"	2.205×10^{-8}	British thermal units.
feetoms	30.48	centimeters.	"	3.580×10^{-3}	British thermal units.
"	12	inches.	gram-calories	3.902×10^{-8}	British thermal units.
"	0.3048	meters.	gram-centimeters	990.7	ergs.
"	36	varas.	"	2.233×10^{-5}	foot-pounds.
feet of water	1/3	yards.	"	8.807×10^{-5}	joules.
"	0.02950	atmospheres.	"	2.344×10^{-8}	kilogram-calories.
"	0.8876	inches of mercury.	"	10^{-5}	kilogram-meters.
"	364.8	kgs. per square meter.	"	5.600×10^{-3}	pounds per inch.
"	62.43	pounds per sq. ft.	"	52.43	pounds per cubic foot.
"	0.4335	centimeters per sec.	"	0.03613	grams per cubic inch.
"	0.5080	feet per second.	"	3.405×10^{-7}	pounds per mil-foot.
feet per minute	0.01667	kilometers per hour.	Hectares	2.471	acres.
"	0.01829	meters per minute.	"	1.076×10^{-5}	square feet.
"	0.3048				

DIETZGEN CONVERSION TABLES

Multiply	by	to obtain	Multiply	by	to obtain
hectograms	100	grams.	kgs. per c. meter (cont.)	3.613×10^{-5}	pounds per cubic inch.
hectoliters	100	liters.	" " " "	3.405×10^{-10}	pounds per mil. foot.
hectometers	100	meters.	kgs. per meter	0.6720	pounds per meter-foot.
hectowatts	100	watts.	kgs. per square meter	9.678×10^{-5}	atmospheres.
hemispheres (sol. angle)	0.5	sphere.	" " " "	98.07	bars.
" " " "	4	spherical right angles.	" " " "	3.281×10^{-3}	feet of water.
" " " "	6.283	steradians.	" " " "	2.896×10^{-3}	inches of mercury.
henries	10^9	abhenries.	" " " "	2.2048	pounds per square ft.
" " " "	10^3	millihenries.	" " " "	1.422×10^{-3}	kgs. per square meter.
" " " "	$1/9 \times 10^{-11}$	statohenries.	kgs. per sq. millimeter	10^6	maxwells.
horse-power	42.44	B.T. units per min.	kilolines	10^3	liters.
" " " "	33,000	foot-pounds per min.	kiloliters	10^3	centimeters.
" " " "	550	foot-pounds per sec.	kilometers	10^5	feet.
" " " "	1.014	horse-power (metric).	" " " "	3201	meters.
" " " "	10.70	kg.-calories per min.	" " " "	10^3	miles.
" " " "	0.7457	kilowatts.	" " " "	0.6214	yards.
" " " "	745.7	watts.	" " " "	1093.6	centimeters per sec.
horse-power (boiler)	33,520	B.T.u. per hour.	kilometers per hour	27.78	feet per minute.
" " " "	9,804	kilowatts.	" " " "	54.58	feet per second.
horse-power-hours	2547	British thermal units.	" " " "	0.9113	knots per hour.
" " " "	1.90×10^6	foot-pounds.	" " " "	0.5396	meters per minute.
" " " "	2.684×10^6	joules.	" " " "	16.67	miles per hour.
" " " "	841.7	kilogram-calories.	kms. per hour per sec.	0.6214	cms. per sec. per sec.
" " " "	2.737×10^5	kilogram-meters.	" " " "	0.9113	ft. per sec. per sec.
" " " "	0.7457	kilowatt-hours.	" " " "	0.2778	meters per sec. per sec.
hours	60	minutes.	" " " "	0.6214	miles per hr. per sec.
" " " "	3600	seconds.	kilometers per min.	63	kilometers per hour.
inches	2.540	centimeters.	kilowatts	56.92	B.T. units per min.
" " " "	10^3	millis.	" " " "	4.425×10^4	foot-pounds per min.
" " " "	0.93242	varas.	" " " "	737.6	foot-pounds per sec.
inches of mercury	1.133	atmospheres.	" " " "	1.341	horse-power.
" " " "	345.3	feet of water.	" " " "	14.34	kg.-calories per min.
" " " "	70.73	kgs. per square meter.	kilowatt-hours	10^3	watts.
" " " "	0.4912	pounds per square ft.	" " " "	3415	British thermal units.
inches of water	0.02458	pounds per square in.	" " " "	2.635×10^6	foot-pounds.
" " " "	0.07355	atmospheres.	" " " "	1.341	horse-power-hours.
" " " "	25.40	inches of mercury.	" " " "	6×10^9	joules.
" " " "	0.5781	kgs. per square meter.	" " " "	860.5	kilogram-calories.
" " " "	5.284	ounces per square in.	" " " "	3.671×10^5	kilogram-meters.
" " " "	0.03613	pounds per square ft.	" " " "	0900	feet.
Joules	9.486×10^{-4}	British thermal units.	" " " "	1.953	kilometers.
" " " "	10 ⁷	ergs.	" " " "	1.152	miles.
" " " "	0.7376	foot-pounds.	" " " "	2027	yards.
" " " "	2.390×10^{-4}	kilogram-calories.	knots per hour	51.48	centimeters per se.
" " " "	0.1020	kilogram-meters.	" " " "	1.689	feet per second.
" " " "	2.778×10^{-4}	watt-hours.	" " " "	1.853	lometers per hour.
" " " "			" " " "	1.152	miles per hour.
Kilograms	980.665	dynes.	Lines per square cm.	1	gausses.
" " " "	10^3	grams.	lines per square inch	1.7550	gausses.
" " " "	70.93	poundals.	links (engineer's)	12	inches.
" " " "	2.2046	pounds.	links (surveyor's)	7.92	inches.
" " " "	1.102×10^{-3}	tons (short).	liters	10 ³	cubic centimeters.
kilogram-calories	3.968	British thermal units.	" " " "	0.03531	cubic feet.
" " " "	3086	foot-pounds.	" " " "	61.02	cubic inches.
" " " "	1.558×10^{-3}	horse-power-hours.	" " " "	10^{-3}	cubic meters.
" " " "	4183	joules.	" " " "	1.308×10^{-3}	cubic yards.
" " " "	426.6	kilogram-meters.	" " " "	0.2642	gallons.
" " " "	1.162×10^{-3}	kilowatt-hours.	" " " "	2.113	pints (liq.).
kg.-calories per min.	51.43	foot-pounds per sec.	" " " "	1.057	quarts (liq.).
" " " "	0.09351	horse-power.	liters per minute	5.085×10^{-4}	cubic feet per second
" " " "	0.96972	kilowatts.	" " " "	4.403×10^{-3}	gallons per second.
kgs.-cms. squared	2.373×10^{-3}	pounds-feet squared.	$\log_{10} N$	2.303	$\log_e N$ or $\ln N$.
" " " "	0.3417	pounds-inches sq'd.	$\log_{10} N$ or $\ln N$	0.4343	$\log_{10} N$
kilogram-meters	9.302×10^{-3}	British thermal units.	lumens per sq. ft.	1	foot-candles.
" " " "	9.807×10^7	ergs.	Marks (German)	0.238	dollars (U. S.).
" " " "	7.233	foot-pounds.	" " " "	1.233	francs (French).
" " " "	9.807	joules.	" " " "	0.04890	pounds sterling (B.T.)
" " " "	2.344×10^{-3}	kilogram-calories.	maxwells	10^{-3}	kilolines.
" " " "	2.724×10^{-3}	kilowatt-hours.	" " " "	10^6	maxw. lts.
kgs. per cubic meter	10^{-3}	grams per cubic cm.			
" " " "	0.05243	pounds per cubic foot.			

DIETZGEN CONVERSION TABLES

Multiply	by	to obtain	Multiply	by	to obtain
megmhos per cm. cube	10^{-3}	abmhos per cm. cube.	milligrams	10^{-3}	grams.
" " " "	2.540	megmhos per in. cube.	millihenries	10^6	abhenries.
" " " "	$10^3/5$	mhos per meter-gram.	" " " "	10^{-3}	henries.
" " " "	0.1662	mhos per mil foot.	" " " "	$1/9 \times 10^{-14}$	statohenries.
megmhos per inch cube	0.3937	megmhos per cm. cube.	milliliters	10^{-3}	liters.
megohms	10^6	ohms.	millimeters	0.1	centimeters.
megohms	100	centimeters per centimeter.	" " " "	0.03937	inches.
megohms	3.2808	feet.	" " " "	39.37	millis.
megohms	39.37	inches.	mils	0.002540	centimeters.
megohms	10^{-3}	kilometers.	" " " "	10^{-3}	inches.
megohms	10^3	millimeters.	miner's inches	1.5	cubic feet per min.
meter-kilograms	9.807×10^7	yards.	minutes (angle)	2.909×10^{-4}	radians.
meters per minute	10^3	centimeter-dynes.	" " " "	60	seconds (angle).
meters per minute	7.233	centimeter-grams.	months	30.42	days.
meters per minute	1.667	pound-foot.	" " " "	730	hours.
meters per minute	3.281	centimeters per sec.	" " " "	43,800	minutes.
meters per minute	0.05466	feet per minute.	myriagrams	2.628×10^6	seconds.
meters per minute	0.06	feet per second.	myriagrams	10	kilograms.
meters per minute	0.03728	kilometers per hour.	myriameters	10	kilometers.
meters per second	196.8	miles per hour.	myriawatts	10	kilowatts.
meters per second	3.281	feet per minute.	Ohms	10^9	abohms.
meters per second	3.6	feet per second.	" " " "	10^{-6}	megohms.
meters per second	0.06	kilometers per hour.	" " " "	10^6	microhms.
meters per second	2.237	miles per minute.	ohms per meter-gram	$1/9 \times 10^{-11}$	statohms.
meters per second	0.03720	miles per hour.	" " " "	$10^3/5$	abohms per cm. cube.
meters per second	3.281	feet per sec. per sec.	" " " "	$10^2/5$	microhms p. cm. cube.
meters per second	3.6	kms. per hour per sec.	" " " "	39.37/5	microhms p. in. cube.
mhos per meter-gram	10^{-5}	miles per hour per sec.	ohms per mil foot	166.2	abohms per cm. cube.
" " " "	10^{-2}	abmhos per cm. cube.	" " " "	0.1662	microhms p. cm. cube.
" " " "	2.540×10^{-7}	mhos per in. cube.	" " " "	0.06524	microhms p. in. cube.
" " " "	1.662×10^{-3}	mhos per mil foot.	" " " "	1.662×10^{-3}	ohms per meter-gram.
mhos per mil foot	6.015×10^{-3}	abmhos per cm. cube.	ounces	8	drams.
" " " "	6.015	megmhos p. cm. cube.	" " " "	437.5	grains.
" " " "	15.28	megmhos per in. cube.	" " " "	28.35	grams.
" " " "	$601.5/5$	mhos per meter-gram.	" " " "	0.0625	pounds.
microfarads	10^{-15}	abfarads.	ounces (fluid)	1.805	cubic inches.
" " " "	10^{-6}	farads.	" " " "	0.02957	liters.
" " " "	9×10^9	statfarads.	ounces (troy)	480	grains (troy).
micrograms	10^{-6}	grams.	" " " "	31.10	grams.
microliters	10^{-6}	liters.	" " " "	20	pennyweights (troy).
micromhos	10^{12}	abohms.	" " " "	0.08333	pounds (troy).
" " " "	10^{-6}	megohms.	ounces per square inch	0.0625	pounds per sq. inch.
" " " "	$1/9 \times 10^{-17}$	ohms.	Pennyweights (troy)	24	grams.
microhms per cm. cube	10^3	statohms.	" " " "	0.05	ounces (troy).
" " " "	10^{-3}	abohms per cm. cube.	perches (masonry)	24.75	cubic feet.
" " " "	10^{-5}	microhms p. in. cube.	pints (dry)	33.60	cubic inches.
" " " "	6.015	ohms per meter-gram.	pints (liq.)	28.87	cubic inches.
" " " "	2.540	ohms per mil foot.	pounds	13.225	dynes.
microhms p. cm. cube	10^{-6}	microhms p. cm. cube.	" " " "	14.10	grams.
microhms p. in. cube	10^{-6}	meters.	" " " "	0.03108	grams.
microhms p. cm. cube	1.603×10^6	centimeters.	" " " "	444.823	dynes.
microhms p. cm. cube	5280	feet.	" " " "	7008	grains.
microhms p. cm. cube	1.6093	kilometers.	" " " "	453.6	grams.
microhms p. cm. cube	1760	yards.	" " " "	16	ounces.
microhms p. cm. cube	1900.8	varas.	" " " "	32.17	poundals.
miles per hour	44.70	centimeters per sec.	" " " "	0.8229	pounds (av.).
" " " "	88	feet per minute.	pounds (troy)	1.356×10^7	centimeter-dynes.
" " " "	1.467	feet per second.	" " " "	13.825	centimeter-grams.
" " " "	1.6093	kilometers per hour	" " " "	0.1384	meter-kilograms.
" " " "	0.8684	knots per hour.	pounds-feet squared	421.3	kgs.-cms. squared.
" " " "	26.82	meters per minute.	" " " "	144	pounds-ins. squared.
" " " "	44.70	cms. per sec. per sec.	pounds-inches squared	2.926	kgs.-cms. squared.
" " " "	1.467	feet per sec. per sec.	" " " "	6.945 $\times 10^{-3}$	pounds-feet squared.
" " " "	0.470	kms. per hour per sec.	pounds of water	0.01602	cubic feet.
" " " "	2682	M. per sec. per sec.	" " " "	27.88	cubic inches.
" " " "	0.470	centimeters per sec.	" " " "	0.1198	gallons.
" " " "	88	feet per second.	" " " "	2.663 $\times 10^{-4}$	cubic feet per sec.
" " " "	1.6093	kilometers per min.	pounds of wal per min.	0.01602	grams per cubic cm.
" " " "	0.8684	knots per minute.	pounds per cubic foot	16.02	kgs. per cubic meter.
" " " "	60	miles per hour.	" " " "	5.787×10^{-4}	pounds per cubic inch.
" " " "	10^3	kilograms.	" " " "	5.456×10^{-9}	pounds per mil foot.
milliers	10^3				

DIETZGEN CONVERSION TABLES

Multiply	by	to obtain	Multiply	by	to obtain
pounds per cubic inch	27.68	pounds per cubic cm.	square inches (cont.)	6.452	square centimeters.
" " " "	2.768×10^4	kgs. per cubic meter.	" " "	6.944×10^{-3}	square feet.
" " " "	1728	pounds per cubic foot.	" " "	10^6	square miles.
" " " "	9.425×10^{-6}	pounds per mil foot.	" " "	645.2	square millimeters.
pounds per foot	1.488	kgs. per meter.	sq. inches-inches sqd.	41.62	sq. cms.-cms. sqd.
pounds per inch	178.6	grams per cm.	" " "	4.823×10^{-5}	sq. feet-feet sqd.
pounds per mil foot	2.306×10^6	grams per cubic cm.	square kilometers	247.1	acres.
pounds per square foot	0.01602	feet of water.	" " "	10.76×10^6	square feet.
" " " "	4.882	kgs. per square meter.	" " "	10^6	square meters.
" " " "	6.944×10^{-3}	pounds per sq. inch.	" " "	0.3861	square miles.
pounds per square inch	0.06804	atmospheres.	" " "	1.196×10^6	square yards.
" " " "	2.387	feet of water.	square meters	2.471×10^{-4}	acres.
" " " "	2.036	inches of mercury.	" " "	10.764	square feet.
" " " "	793.1	kgs. per square meter.	" " "	3.861×10^{-7}	square miles.
" " " "	144	pounds per sq. foot.	" " "	1.196	square yards.
pounds sterl. (British)	4.8685	dollars (U. S.).	square miles	640	acres.
" " (")	25.22	francs (French).	" " "	27.88×10^6	square feet.
" " (")	20.44	marks (German).	" " "	2.590	square kilometers.
Quadrants (angle)	90	degrees.	" " "	$3.613,640.45$	square varas.
" " (")	5400	minutes.	" " "	3.038×10^6	square yards.
" " (")	1.571	radians.	square millimeters	1.973×10^3	circular mils.
quarts (dry)	87.28	cubic inches.	" " "	0.01	square centimeters.
quarts (liq.)	57.75	cubic inches.	square mils	1.550×10^{-3}	circular mils.
quintals	100	pounds.	" " "	6.452×10^{-6}	square centimeters.
quires	25	sheets.	" " "	10^{-6}	square inches.
Radians	57.30	degrees.	square varas	.0901771	acres.
" " " "	3438	minutes.	" " "	7.716049	square feet.
" " (")	9.837	quadrants.	" " "	.000002765	square miles.
radians per second	57.30	degrees per second.	square yards	2.066×10^{-4}	acres.
" " " "	0.1592	revolutions per sec.	" " "	9	square feet.
" " " "	9.549	revolutions per min.	" " "	0.8361	square meters.
radians per sec. per sec	573.0	revs. per min. per min.	" " "	3.228×10^{-7}	square miles.
" " " "	9.549	revs. per min. per sec.	" " "	1.1664	square varas.
" " " "	0.1592	revs. per sec. per sec.	statamperes	$1/3 \times 10^{-10}$	abamperes.
reams	500	sheets.	" " "	$1/3 \times 10^{-9}$	amperes.
revolutions	360	degrees.	statcoulombs	$1/3 \times 10^{-10}$	abocoulombs.
" " " "	4	quadrants.	" " "	$1/3 \times 10^{-9}$	coulombs.
revolutions per minute	6.283	radians.	statfarads	$1/9 \times 10^{-20}$	abfarads.
" " " "	0.1047	degrees per second.	" " "	$1/9 \times 10^{-11}$	farads.
" " " "	0.01667	revolutions per second.	stathenries	9×10^{20}	microfarads.
revs. per min. per min.	1.745×10^{-3}	rads. per sec. per sec.	" " "	9×10^{11}	abhenries.
" " " "	0.01667	revs. per min. per sec.	" " "	9×10^{14}	henries.
" " " "	2.776×10^{-4}	revs. per sec. per sec.	statohms	9×10^{20}	millihenries.
revolutions per second	360	degrees per second.	" " "	9×10^{20}	abohms.
" " " "	6.283	radians per second.	" " "	9×10^5	megohms.
" " " "	60	revs. per minute.	" " "	9×10^{17}	microhms.
revs. per sec. per sec.	6.283	rads. per sec. per sec.	statvolts	3×10^{10}	ohms.
" " " "	3600	revs. per min. per min.	" " "	300	abvolts.
" " " "	60	revs. per min. per sec.	steradians	0.1592	volts.
rads.	16.5	feet.	" " "	0.07958	hemispheres.
Seconds (angle)	4.848×10^{-6}	radians.	" " "	0.8366	spheres.
spheres (solid angle)	12.57	steradians.	steres	10^3	spherical right angles.
spherical right angles	0.25	hemispheres.	Temp. (degs. C.) + 273	1	abs. temp. (degs. C.)
" " " "	0.125	spheres.	" " " " + 17.8	1.8	temp. (degs. Fahr.)
" " " "	1.571	steradians.	temp. (degs. F.) + 460	1	abs. temp. (degs. F.)
square centimeters	1.973×10^6	circular mils.	" " " " - 32	5/9	temp. (degs. Cent.)
" " " "	1.076×10^{-8}	square feet.	tons (long)	1016	kilograms.
" " " "	0.1550	square inches	" " "	2240	pounds.
" " " "	10^{-6}	square meters.	tons (metric)	10^3	kilograms.
" " " "	100	square millimeters.	" " "	2205	pounds.
sq. cms.-cms. sqd.	0.02402	sq. inches-inches sqd.	tons (short)	907.2	kilograms.
square feet.	2.296×10^{-5}	acres.	" " "	2000	pounds.
" " " "	929.0	square centimeters.	tons (short) per sq. ft.	9765	kgs. per square meter
" " " "	144	square inches.	" " " " " "	13.89	pounds per sq. inch.
" " " "	0.09290	square meters.	tons (short) per sq. in.	1.406×10^6	kgs. per square meter.
" " " "	3.587×10^{-8}	square miles.	" " " " " "	2000	pounds per sq. inch.
" " " "	.1296	square varas.	Varas	2.7777	feet.
" " " "	1/9	square yards.	" " "	33.3333	inches.
sq. feet-feet sqd.	2.074×10^4	sq. inches-inches sqd.	" " "	.000526	miles.
square inches	1.273×10^6	circular mils.			

DIETZGEN CONVERSION TABLES

Multiply	by	to obtain	Multiply	by	to obtain
varas (cont.)	.9259	yards.	watt-hours (cont.)	367.1	kilogram-meters
volts	10^8	abvolts.	" " "	10^{-3}	kilowatt-hours.
" " "	1.7300	statvolts.	webers	10^8	maxwells.
volts per inch	3.937×10^{17}	abvolts per cm.	weeks	168	hours.
" " "	1.312×10^8	statvolts per cm.	" " "	10,080	minutes.
Watts	0.05692	B. t. units per min.	" " "	604,800	seconds.
" " "	10^7	ergs per second.	Yards	91.44	centimeters.
" " "	44.26	foot-pounds per min.	" " "	3	feet.
" " "	0.7376	foot-pounds per sec.	" " "	36	inches.
" " "	1.341×10^8	horse-power.	" " "	0.9144	meters.
" " "	0.01434	kg.-calories per min.	" " "	1.00	varas.
watt-hours	3.415	kilowatts.	years (common)	365	days.
" " "	2855	British thermal units.	" (")	8760	hours.
" " "	1.341×10^{-3}	foot-pounds.	years (leap)	366	days.
" " "	0.0605	horse-power-hours.	" (")	8784	hours.
" " "		kilogram-calories.			

DIETZGEN CONVERSION TABLES

Inches	Inches	mm	Inches	Inches	mm	
	1-64	.01563	.397	33-64	.51563	13.097
1-32		.03125	.794	17-32	.53125	13.494
	3-64	.04688	1.191	35-64	.54688	13.890
1-16		.0625	1.587	9-16	.5625	14.287
	5-64	.07813	1.984	37-64	.57813	14.684
3-32		.09375	2.381	19-32	.59375	15.081
	7-64	.10938	2.778	39-64	.60938	15.478
1-8		.125	3.175	5-8	.625	15.875
	9-64	.14063	3.572	41-64	.64063	16.272
5-32		.15625	3.969	21-32	.65625	16.669
	11-64	.17188	4.366	43-64	.67188	17.065
3-16		.1875	4.762	11-16	.6875	17.462
	13-64	.20313	5.159	45-64	.70313	17.859
7-32		.21875	5.556	23-32	.71875	18.256
	15-64	.23438	5.953	47-64	.73438	18.653
1-4		.25	6.350	3-4	.75	19.050
	17-64	.26563	6.747	49-64	.76563	19.447
9-32		.28125	7.144	25-32	.78125	19.844
	19-64	.29688	7.541	51-64	.79688	20.240
5-16		.3125	7.937	13-16	.8125	20.637
	21-64	.32813	8.334	53-64	.82813	21.034
11-32		.34375	8.731	27-32	.84375	21.431
	23-64	.35938	9.128	55-64	.85938	21.828
3-8		.375	9.525	7-8	.875	22.225
	25-64	.39063	9.922	57-64	.89063	22.622
13-32		.40625	10.319	29-32	.90625	23.019
	27-64	.42188	10.716	59-64	.92188	23.415
7-16		.4375	11.113	15-16	.9375	23.812
	29-64	.45313	11.509	61-64	.95313	24.209
15-32		.46875	11.906	31-32	.96875	24.606
	31-64	.48438	12.303	63-64	.98438	25.003
1-2		.5	12.700	1	1.00000	25.400